



Minnesota Multiphasic  
Personality Inventory-2  
Restructured Form®

## SAMPLE REPORT

### Case Description: Mr. M — Forensic, Pre-trial Criminal Score Report

Mr. M, a 21-year-old, single male, was evaluated pursuant to a court order in connection with a not-guilty-by-reason-of-insanity plea. A patrol officer had observed Mr. M driving erratically, weaving in and out of traffic on a county highway. The officer followed the defendant in a marked police cruiser and eventually activated the vehicle's lights and siren. Rather than pull over, Mr. M accelerated his driving speed and a several-mile chase ensued. Other cruisers were called in, and Mr. M, who had pulled off the highway and was driving on back roads, was surrounded. He then drove straight at the patrol officer's vehicle and rammed it several times, managing to escape, and continued driving until his vehicle ran out of fuel. At that point he was apprehended, arrested, and charged with aggravated assault of a police officer. He was taken to a hospital to clean up minor wounds and from there Mr. M was transported to the county jail.

In his report, the arresting officer wrote that Mr. M appeared to be terrified, repeatedly shouting "Don't shoot me, don't kill me" even after he was handcuffed and sitting in the back of a cruiser. Records forwarded by the hospital where Mr. M was treated for his wounds described him as initially agitated, paranoid, and incoherent. Hospital staff suspected that Mr. M may have been under the influence of drugs or alcohol. However, the results of a toxicology screen were negative. Mr. M was given a sedative and eventually calmed down and was transported to the jail where he was assessed by a mental health worker. The worker's notes indicated that Mr. M claimed that he had been chased by a gang that was hired to kill him. He was placed in the jail's mental health unit and evaluated later that day by a psychiatrist who diagnosed Mr. M with "Atypical Psychosis" and recommended that he be observed for a few days to help determine an appropriate diagnosis and course of treatment.

At his arraignment, a court-appointed attorney entered pleas of not guilty and not guilty by reason of insanity on behalf of Mr. M, who was referred by the Court for an evaluation of his mental condition at the time of the alleged offense. Interviews were conducted with Mr. M's parents who reported that he had graduated from high school two years prior to his arrest and had continued to reside with them. He was employed at a local grocery store and had been functioning normally until approximately four months prior

---

Case descriptions do not accompany MMPI-2-RF reports, but are provided here as background information. The following report was generated from Q-global™, Pearson's web-based scoring and reporting application, using Mr. M.'s responses to the MMPI-2-RF. Additional MMPI-2-RF sample reports, product offerings, training opportunities, and resources can be found at [PearsonClinical.com/mmpi2rf](https://www.pearsonclinical.com/mmpi2rf).

Copyright © 2014 Pearson Education, Inc. or its affiliate(s). All rights reserved. Q-global, Always Learning, Pearson, design for Psi, and PsychCorp are trademarks, in the U.S. and/or other countries, of Pearson Education, Inc. or its affiliate(s). Minnesota Multiphasic Personality Inventory-2 Restructured Form and MMPI-2-RF are registered trademarks of the University of Minnesota, Minneapolis, MN. 8795-A 01/14



Minnesota Multiphasic  
Personality Inventory-2  
Restructured Form®

## SAMPLE REPORT

### **Case Description (*continued*): Mr. M — Forensic, Pre-trial Criminal Score Report**

to his arrest. His parents reported that Mr. M, an amateur musician, became “obsessed” with the idea that a nationally known musical group had stolen his material. He wrote to members of the group, posted about the “theft” on-line, and called local radio stations to “out the thieves.” He began to isolate socially, broke up with his girlfriend, refusing to tell her or his family why he did so, and spent most of the time he was not at work playing guitar in the basement of his parents’ home. His parents described him as being increasingly preoccupied, frequently looking out at the street and telling them that the musical group had hired a local gang to “take him out.”

When interviewed at the jail, Mr. M. told a similar story, explaining that he was driving home from work when he noticed that he was being followed. He believed that the vehicle following him was driven by gang members who had been hired to kill him and tried to “outrun them”. When he saw the lights and heard the siren he concluded that the gang had stolen a police cruiser and he continued to try to escape. He explained that he was trying to drive home, which was indeed the direction he was heading when he ran out of fuel. When surrounded by several cruisers he rammed the one that had been following him Interviews with Mr. M’s manager at work and documents forwarded by his attorney corroborated information provided by Mr. M and his parents.



Minnesota Multiphasic  
Personality Inventory-2  
Restructured Form®

## Score Report

MMPI-2-RF®

Minnesota Multiphasic Personality Inventory-2-Restructured Form®

*Yossef S. Ben-Porath, PhD, & Auke Tellegen, PhD*

ID Number:	Mr. M
Age:	21
Gender:	Male
Marital Status:	Not reported
Years of Education:	Not reported
Date Assessed:	1/13/14



Copyright © 2008, 2011, 2012 by the Regents of the University of Minnesota. All rights reserved.  
Distributed exclusively under license from the University of Minnesota by NCS Pearson, Inc. Portions reproduced from the MMPI-2-RF test booklet. Copyright © 2008 by the Regents of the University of Minnesota. All rights reserved. Portions excerpted from the *MMPI-2-RF Manual for Administration, Scoring, and Interpretation*. Copyright © 2008, 2011 by the Regents of the University of Minnesota. All rights reserved.  
Used by permission of the University of Minnesota Press.

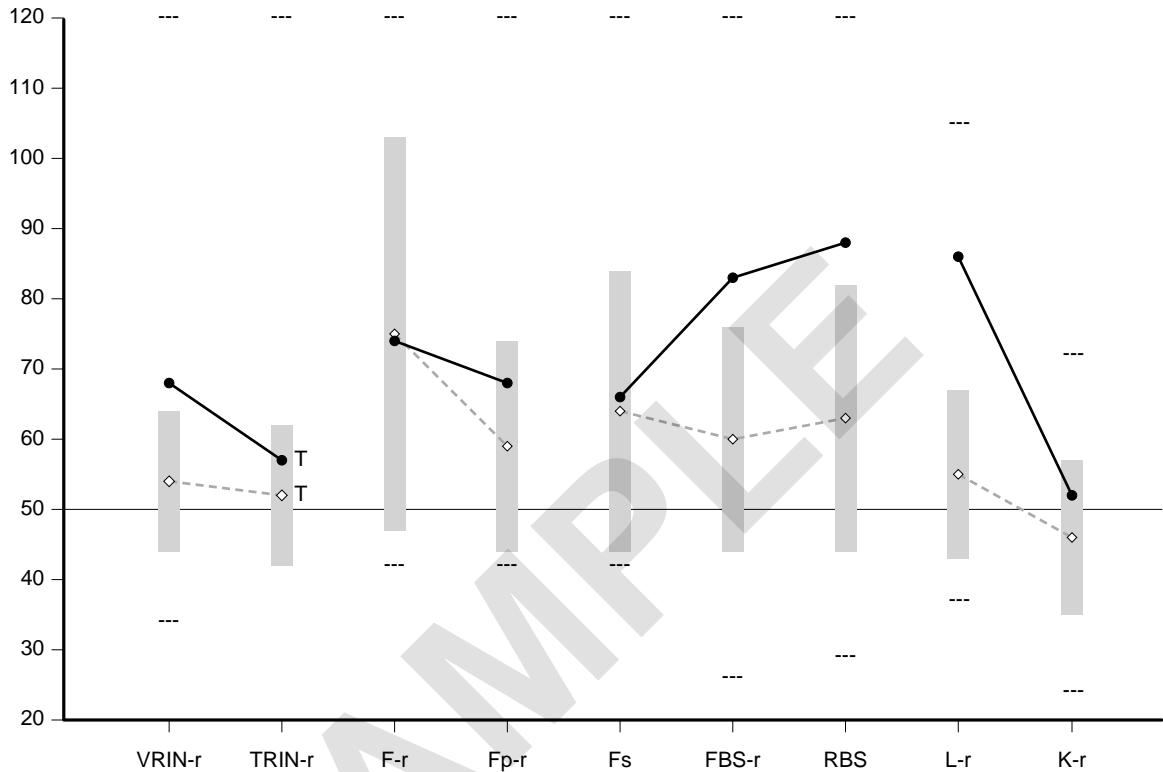
**MMPI-2-RF**, the **MMPI-2-RF logo**, and **Minnesota Multiphasic Personality Inventory-2-Restructured Form** are registered trademarks of the University of Minnesota. **Pearson**, the **PSI logo**, and **PsychCorp** are trademarks in the U.S. and/or other countries of Pearson Education, Inc., or its affiliate(s).

### TRADE SECRET INFORMATION

Not for release under HIPAA or other data disclosure laws that exempt trade secrets from disclosure.

[ 2.2 / 1 / QG ]

## MMPI-2-RF Validity Scales



Raw Score:	7	12	7	3	3	18	14	10	8
T Score:	68	57 T	74	68	66	83	88	86	52
Response %:	100	100	100	100	100	100	100	100	100
Cannot Say (Raw):	1								
						Percent True (of items answered):			41%

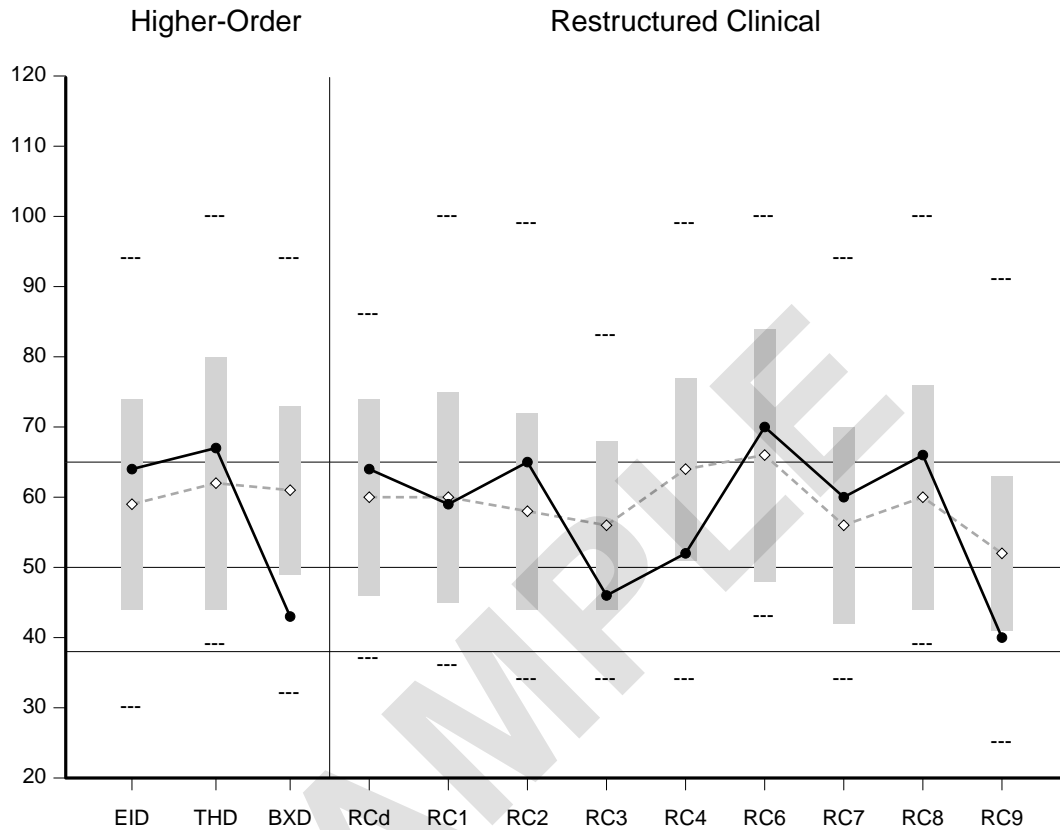
Comparison Group Data: Forensic, Pre-trial Criminal (Men), N = 551

Mean Score (◇--◇):	54	52 T	75	59	64	60	63	55	46
Standard Dev (±1 SD):	10	10	28	15	20	16	19	12	11
Percent scoring at or below test taker:	93	74	61	82	70	92	89	99	73

The highest and lowest T scores possible on each scale are indicated by a "---"; MMPI-2-RF T scores are non-gendered.

VRIN-r	Variable Response Inconsistency	Fs	Infrequent Somatic Responses	L-r	Uncommon Virtues
TRIN-r	True Response Inconsistency	FBS-r	Symptom Validity	K-r	Adjustment Validity
F-r	Infrequent Responses	RBS	Response Bias Scale		
Fp-r	Infrequent Psychopathology Responses				

## MMPI-2-RF Higher-Order (H-O) and Restructured Clinical (RC) Scales



	EID	THD	BXD	RCd	RC1	RC2	RC3	RC4	RC6	RC7	RC8	RC9
Raw Score:	20	6	3	12	6	8	4	5	4	11	6	6
T Score:	64	67	43	64	59	65	46	52	70	60	66	40
Response %:	100	100	100	100	100	100	100	100	100	100	100	100

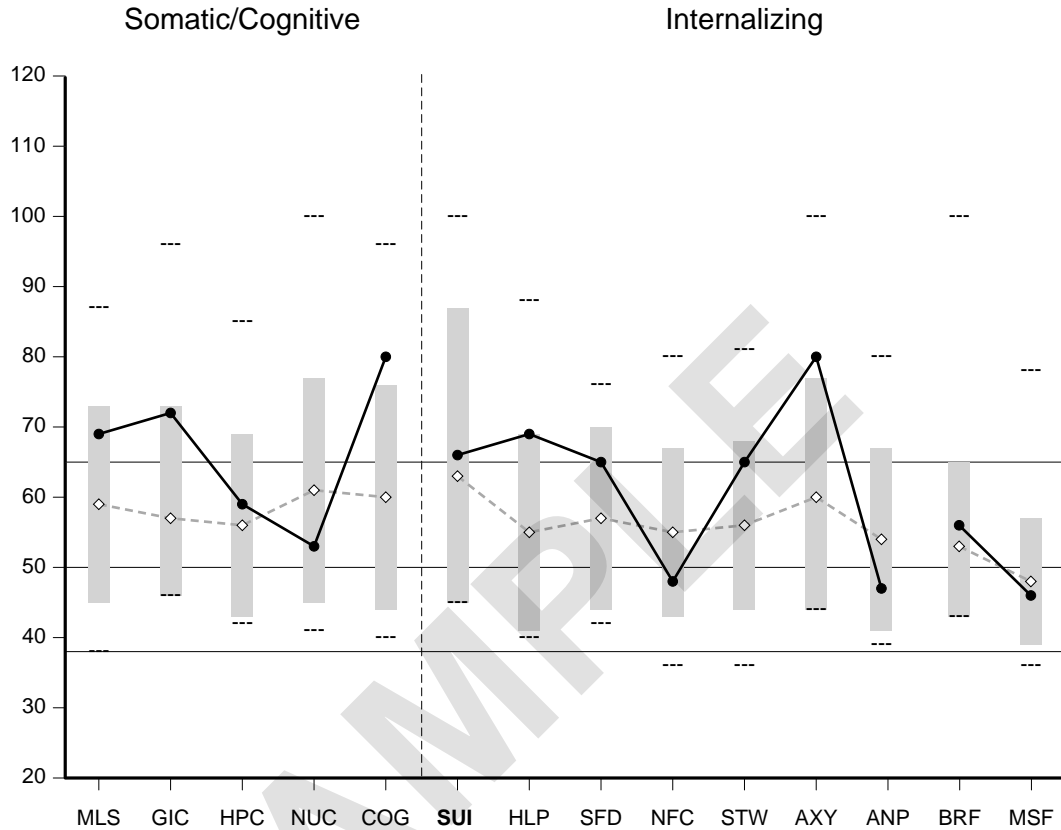
Comparison Group Data: Forensic, Pre-trial Criminal (Men), N = 551

	EID	THD	BXD	RCd	RC1	RC2	RC3	RC4	RC6	RC7	RC8	RC9
Mean Score (◇--◇):	59	62	61	60	60	58	56	64	66	56	60	52
Standard Dev (±1 SD):	15	18	12	14	15	14	12	13	18	14	16	11
Percent scoring at or below test taker:	61	71	9	61	56	75	25	21	70	69	72	14

The highest and lowest T scores possible on each scale are indicated by a "---"; MMPI-2-RF T scores are non-gendered.

EID	Emotional/Internalizing Dysfunction	RCd	Demoralization	RC6	Ideas of Persecution
THD	Thought Dysfunction	RC1	Somatic Complaints	RC7	Dysfunctional Negative Emotions
BXD	Behavioral/Externalizing Dysfunction	RC2	Low Positive Emotions	RC8	Aberrant Experiences
		RC3	Cynicism	RC9	Hypomanic Activation
		RC4	Antisocial Behavior		

## MMPI-2-RF Somatic/Cognitive and Internalizing Scales



Raw Score:	5	2	2	1	7	1	3	3	2	5	3	1	1	2
T Score:	69	72	59	53	80	<b>66</b>	69	65	48	65	80	47	56	46
Response %:	100	100	100	100	100	100	100	100	100	<b>86</b>	100	100	100	100

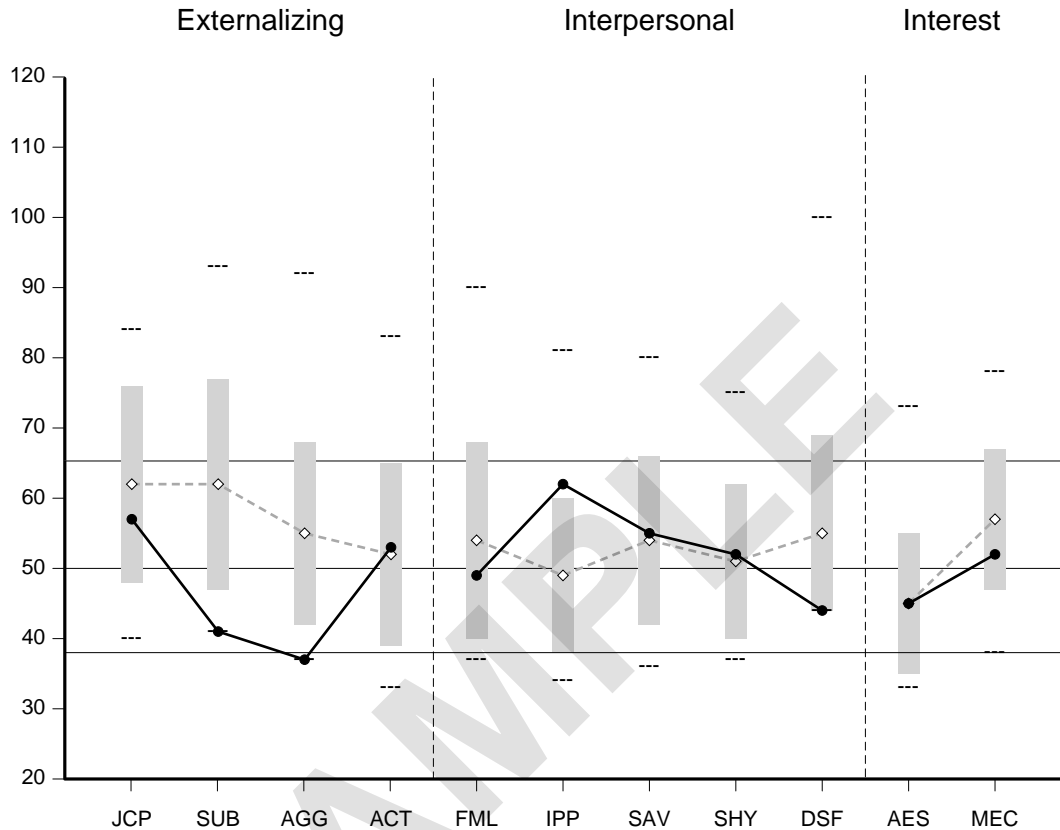
Comparison Group Data: Forensic, Pre-trial Criminal (Men), N = 551

Mean Score (◇--◇):	59	57	56	61	60	63	55	57	55	56	60	54	53	48
Standard Dev (±1 SD):	14	16	13	16	16	24	14	13	12	12	17	13	12	9
Percent scoring at or below test taker:	78	84	70	42	88	72	86	76	37	84	89	40	74	47

The highest and lowest T scores possible on each scale are indicated by a "---"; MMPI-2-RF T scores are non-gendered.

MLS	Malaise	SUI	Suicidal/Death Ideation	AXY	Anxiety
GIC	Gastrointestinal Complaints	HLP	Helplessness/Hopelessness	ANP	Anger Proneness
HPC	Head Pain Complaints	SFD	Self-Doubt	BRF	Behavior-Restricting Fears
NUC	Neurological Complaints	NFC	Inefficacy	MSF	Multiple Specific Fears
COG	Cognitive Complaints	STW	Stress/Worry		

## MMPI-2-RF Externalizing, Interpersonal, and Interest Scales



Raw Score:	2	0	0	4	2	7	5	4	0	2	3
T Score:	57	41	37	53	49	62	55	52	44	45	52
Response %:	100	100	100	100	100	100	100	100	100	100	100

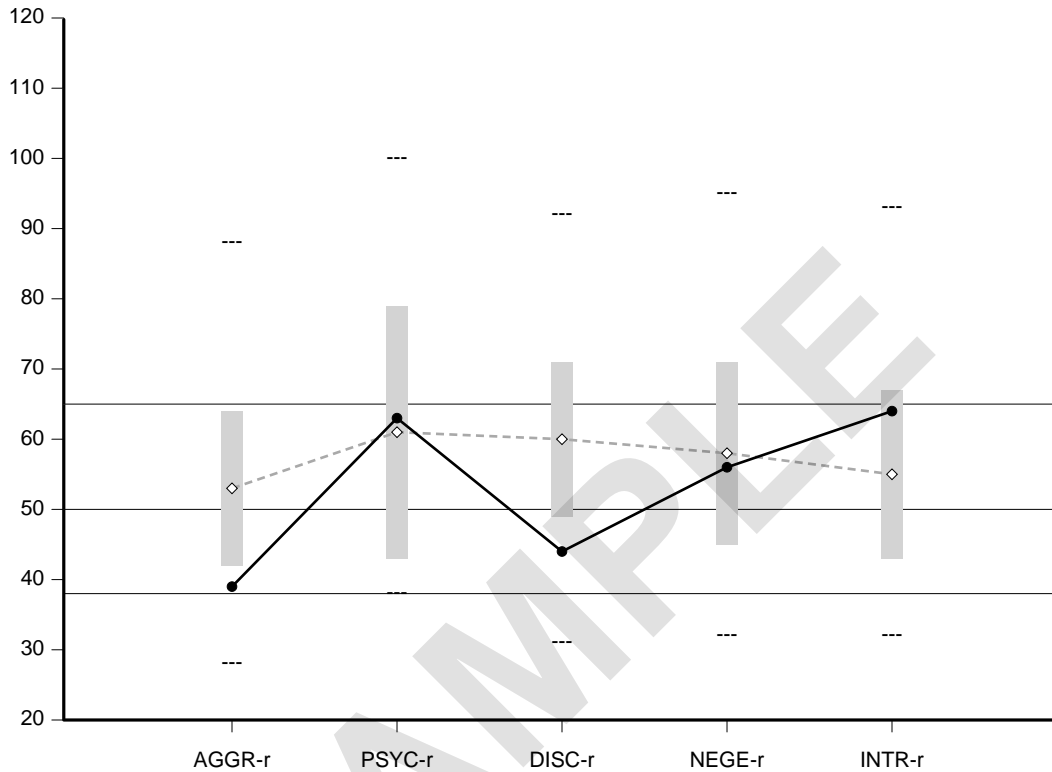
Comparison Group Data: Forensic, Pre-trial Criminal (Men), N = 551

Mean Score (◇---◇):	62	62	55	52	54	49	54	51	55	45	57
Standard Dev (±1 SD):	14	15	13	13	14	11	12	11	14	10	10
Percent scoring at or below test taker:	46	17	16	67	50	90	65	69	52	68	38

The highest and lowest T scores possible on each scale are indicated by a "---"; MMPI-2-RF T scores are non-gendered.

JCP	Juvenile Conduct Problems	FML	Family Problems	AES	Aesthetic-Literary Interests
SUB	Substance Abuse	IPP	Interpersonal Passivity	MEC	Mechanical-Physical Interests
AGG	Aggression	SAV	Social Avoidance		
ACT	Activation	SHY	Shyness		
		DSF	Disaffiliativeness		

### MMPI-2-RF PSY-5 Scales



Raw Score:	4	5	4	9	11
T Score:	39	63	44	56	64
Response %:	100	100	100	100	100

Comparison Group Data: Forensic, Pre-trial Criminal (Men), N = 551

Mean Score (◇--◇):	53	61	60	58	55
Standard Dev (±1 SD):	11	18	11	13	12
Percent scoring at or below test taker:	9	65	8	55	77

The highest and lowest T scores possible on each scale are indicated by a "---"; MMPI-2-RF T scores are non-gendered.

AGGR-r Aggressiveness-Revised  
 PSYC-r Psychoticism-Revised  
 DISC-r Disconstraint-Revised  
 NEGE-r Negative Emotionality/Neuroticism-Revised  
 INTR-r Introversiion/Low Positive Emotionality-Revised



## MMPI-2-RF T SCORES (BY DOMAIN)

### PROTOCOL VALIDITY

Content Non-Responsiveness	<u>1</u>	<u>68</u>	<u>57 T</u>			
	CNS	VRIN-r	TRIN-r			
Over-Reporting	<u>74</u>	<u>68</u>		<u>66</u>	<u>83</u>	<u>88</u>
	F-r	Fp-r		Fs	FBS-r	RBS
Under-Reporting	<u>86</u>	<u>52</u>				
	L-r	K-r				

### SUBSTANTIVE SCALES

Somatic/Cognitive Dysfunction		<u>59</u>	<u>69</u>	<u>72</u>	<u>59</u>	<u>53</u>	<u>80</u>
		RC1	MLS	GIC	HPC	NUC	COG
Emotional Dysfunction	<u>64</u>	<u>64</u>	<b>66</b>	<u>69</u>	<u>65</u>	<u>48</u>	
	EID	RCd	SUI	HLP	SFD	NFC	
		<u>65</u>	<u>64</u>				
		RC2	INTR-r				
		<u>60</u>	<u>65*</u>	<u>80</u>	<u>47</u>	<u>56</u>	<u>46</u>
		RC7	STW	AXY	ANP	BRF	MSF
							NEGE-r
Thought Dysfunction	<u>67</u>	<u>70</u>					
	THD	RC6					
		<u>66</u>					
		RC8					
		<u>63</u>					
		PSYC-r					
Behavioral Dysfunction	<u>43</u>	<u>52</u>	<u>57</u>	<u>41</u>			
	BXD	RC4	JCP	SUB			
		<u>40</u>	<u>37</u>	<u>53</u>	<u>39</u>	<u>44</u>	
		RC9	AGG	ACT	AGGR-r	DISC-r	
Interpersonal Functioning		<u>49</u>	<u>46</u>	<u>62</u>	<u>55</u>	<u>52</u>	<u>44</u>
		FML	RC3	IPP	SAV	SHY	DSF
Interests		<u>45</u>	<u>52</u>				
		AES	MEC				

\*The test taker provided scorable responses to less than 90% of the items scored on this scale. See the relevant profile page for the specific percentage.

**Note.** This information is provided to facilitate interpretation following the recommended structure for MMPI-2-RF interpretation in Chapter 5 of the *MMPI-2-RF Manual for Administration, Scoring, and Interpretation*, which provides details in the text and an outline in Table 5-1.

## ITEM-LEVEL INFORMATION

### Unscorable Responses

Following is a list of items to which the test taker did not provide scorable responses. Unanswered or double answered (both True and False) items are unscorable. The scales on which the items appear are in parentheses following the item content.

224. Item Content Omitted. (STW)

### Critical Responses

Seven MMPI-2-RF scales--Suicidal/Death Ideation (SUI), Helplessness/Hopelessness (HLP), Anxiety (AXY), Ideas of Persecution (RC6), Aberrant Experiences (RC8), Substance Abuse (SUB), and Aggression (AGG)--have been designated by the test authors as having critical item content that may require immediate attention and follow-up. Items answered by the individual in the keyed direction (True or False) on a critical scale are listed below if his T score on that scale is 65 or higher. The percentage of the MMPI-2-RF normative sample (NS) and of the Forensic, Pre-trial Criminal (Men) comparison group (CG) that answered each item in the keyed direction are provided in parentheses following the item content.

#### Suicidal/Death Ideation (SUI, T Score = 66)

334. Item Content Omitted. (True; NS 13.5%, CG 26.1%)

#### Helplessness/Hopelessness (HLP, T Score = 69)

169. Item Content Omitted. (True; NS 4.3%, CG 26.0%)  
214. Item Content Omitted. (True; NS 10.4%, CG 24.3%)  
336. Item Content Omitted. (True; NS 38.0%, CG 27.4%)

#### Anxiety (AXY, T Score = 80)

228. Item Content Omitted. (True; NS 17.3%, CG 31.8%)  
275. Item Content Omitted. (True; NS 5.0%, CG 28.1%)  
289. Item Content Omitted. (True; NS 12.7%, CG 26.1%)

#### Ideas of Persecution (RC6, T Score = 70)

110. Item Content Omitted. (True; NS 9.9%, CG 36.3%)  
168. Item Content Omitted. (True; NS 2.8%, CG 7.6%)  
287. Item Content Omitted. (True; NS 3.1%, CG 16.7%)  
310. Item Content Omitted. (True; NS 3.0%, CG 18.3%)



#### Special Note:

The content of the test items is included in the actual reports. To protect the integrity of the test, the item content does not appear in this sample report.

Aberrant Experiences (RC8, T Score = 66)

- 32. Item Content Omitted. (True; NS 21.1%, CG 57.4%)
- 159. Item Content Omitted. (True; NS 6.0%, CG 33.8%)
- 179. Item Content Omitted. (True; NS 12.6%, CG 26.9%)
- 199. Item Content Omitted. (True; NS 12.1%, CG 23.8%)
- 257. Item Content Omitted. (True; NS 12.4%, CG 32.1%)
- 311. Item Content Omitted. (True; NS 32.4%, CG 32.3%)



**Special Note:**

The content of the test items is included in the actual reports. To protect the integrity of the test, the item content does not appear in this sample report.

**End of Report**

---

This and previous pages of this report contain trade secrets and are not to be released in response to requests under HIPAA (or any other data disclosure law that exempts trade secret information from release). Further, release in response to litigation discovery demands should be made only in accordance with your profession's ethical guidelines and under an appropriate protective order.

---

SAMPLE