



Minnesota Multiphasic
Personality Inventory-2
Restructured Form®

SAMPLE REPORT

Case Description: Mr. F — Personnel Screening, Law Enforcement Score Report

Mr. F is a 22-year-old single male who was evaluated as a candidate for an entry-level law enforcement officer position with a medium-size urban police department. He had earned a two-year Associate of Arts degree in criminology, and this was the first position for which he had applied. After passing the department's initial screening process, he was given a conditional offer of employment and referred for medical and psychological evaluations.

Mr. F reported that he was raised in an intact family and denied any history of abuse. He described a good relationship with his parents and siblings, and reported that he was not very active socially although he did have one friend with whom he engaged in age-appropriate activities while growing up. He indicated that he had never been involved in a romantic relationship. Because of some early developmental delays, Mr. F repeated kindergarten and as a result did not graduate from high school until the age of 19. He did not have any academic difficulties or disciplinary problems but was not involved in any extracurricular activities. Mr. F worked at a number of part-time positions during his last two years of high school and in college. He initially denied having any conflicts with supervisors or co-workers or having ever been dismissed for cause from any of these positions. Mr. F also denied any history of alcohol or drug use, or ever requiring or receiving mental health services. In addition, he denied ever having been arrested or cited for any traffic violations.

Case descriptions do not accompany MMPI-2-RF reports, but are provided here as background information. The following report was generated from Q-global™, Pearson's web-based scoring and reporting application, using Mr. F's responses to the MMPI-2-RF. Additional MMPI-2-RF sample reports, product offerings, training opportunities, and resources can be found at PearsonClinical.com/mmpi2rf.

Copyright © 2014 Pearson Education, Inc. or its affiliate(s). All rights reserved. Q-global, Always Learning, Pearson, design for Psi, and PsychCorp are trademarks, in the U.S. and/or other countries, of Pearson Education, Inc. or its affiliate(s). Minnesota Multiphasic Personality Inventory-2 Restructured Form and MMPI-2-RF are registered trademarks of the University of Minnesota, Minneapolis, MN. 8795-A 01/14



Minnesota Multiphasic
Personality Inventory-2
Restructured Form®

Score Report

MMPI-2-RF®

Minnesota Multiphasic Personality Inventory-2-Restructured Form®

Yossef S. Ben-Porath, PhD, & Auke Tellegen, PhD

ID Number:	Mr. F
Age:	22
Gender:	Male
Marital Status:	Not reported
Years of Education:	Not reported
Date Assessed:	1/13/14



Copyright © 2008, 2011, 2012 by the Regents of the University of Minnesota. All rights reserved.
Distributed exclusively under license from the University of Minnesota by NCS Pearson, Inc. Portions reproduced from the MMPI-2-RF test booklet. Copyright © 2008 by the Regents of the University of Minnesota. All rights reserved. Portions excerpted from the *MMPI-2-RF Manual for Administration, Scoring, and Interpretation*. Copyright © 2008, 2011 by the Regents of the University of Minnesota. All rights reserved. Used by permission of the University of Minnesota Press.

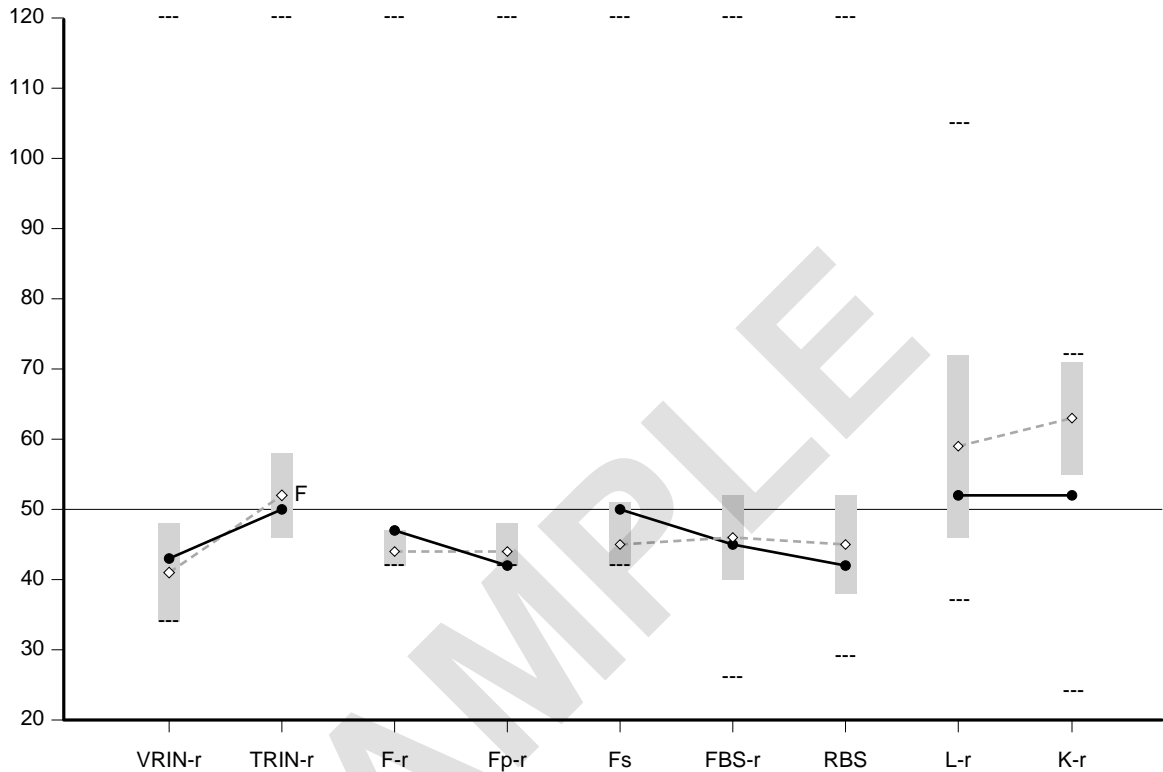
MMPI-2-RF, the **MMPI-2-RF logo**, and **Minnesota Multiphasic Personality Inventory-2-Restructured Form** are registered trademarks of the University of Minnesota. **Pearson**, the **PSI logo**, and **PsychCorp** are trademarks in the U.S. and/or other countries of Pearson Education, Inc., or its affiliate(s).

TRADE SECRET INFORMATION

Not for release under HIPAA or other data disclosure laws that exempt trade secrets from disclosure.

[2.2 / 1 / QG]

MMPI-2-RF Validity Scales



Raw Score:	2	11	1	0	1	6	3	3	8
T Score:	43	50	47	42	50	45	42	52	52
Response %:	100	100	100	100	100	100	100	100	100
Cannot Say (Raw):	0								
								Percent True (of items answered):	39%

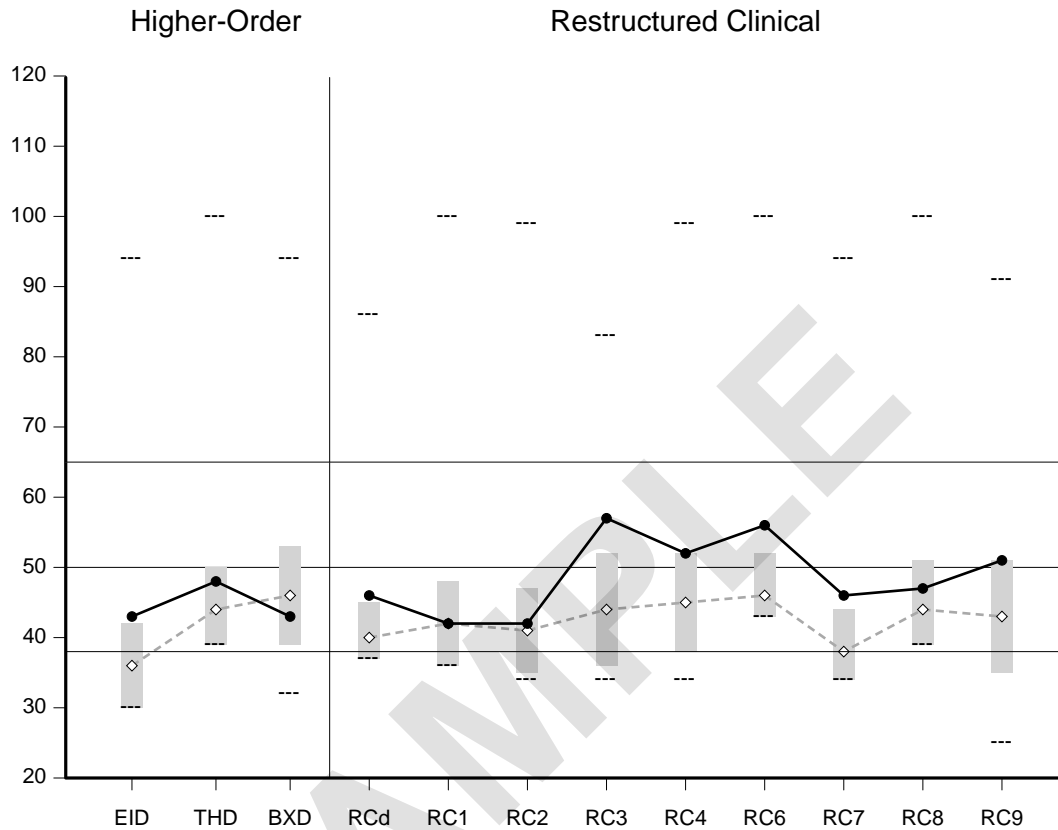
Comparison Group Data: Personnel Screening, Law Enforcement Officer (Men and Women), N = 674

Mean Score (◇--◇):	41	52 F	44	44	45	46	45	59	63
Standard Dev (±1 SD):	7	6	3	4	6	6	7	13	8
Percent scoring at or below test taker:	81	64	94	81	92	50	45	40	12

The highest and lowest T scores possible on each scale are indicated by a "---"; MMPI-2-RF T scores are non-gendered.

VRIN-r	Variable Response Inconsistency	Fs	Infrequent Somatic Responses	L-r	Uncommon Virtues
TRIN-r	True Response Inconsistency	FBS-r	Symptom Validity	K-r	Adjustment Validity
F-r	Infrequent Responses	RBS	Response Bias Scale		
Fp-r	Infrequent Psychopathology Responses				

MMPI-2-RF Higher-Order (H-O) and Restructured Clinical (RC) Scales



	EID	THD	BXD	RCd	RC1	RC2	RC3	RC4	RC6	RC7	RC8	RC9
Raw Score:	5	1	3	2	1	2	9	5	1	4	1	13
T Score:	43	48	43	46	42	42	57	52	56	46	47	51
Response %:	100	100	100	100	100	100	100	100	100	100	100	100

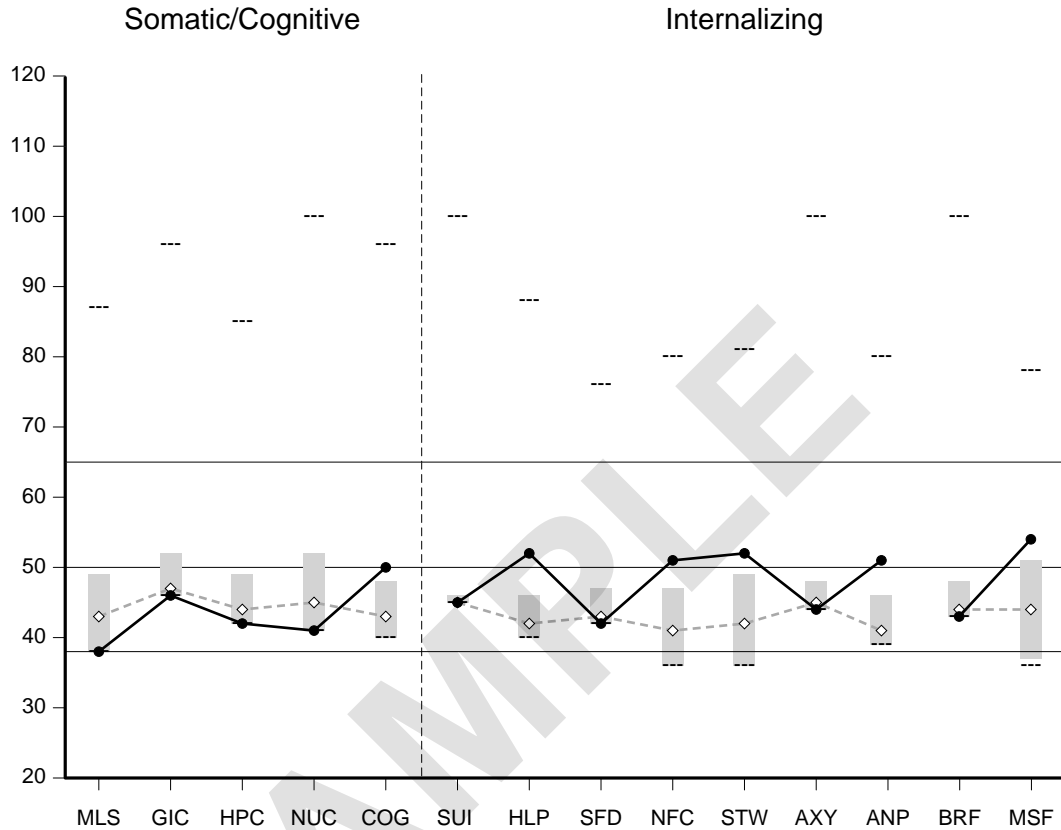
Comparison Group Data: Personnel Screening, Law Enforcement Officer (Men and Women), N = 674

	EID	THD	BXD	RCd	RC1	RC2	RC3	RC4	RC6	RC7	RC8	RC9
Mean Score (◇--◇):	36	44	46	40	42	41	44	45	46	38	44	43
Standard Dev (±1 SD):	6	6	7	5	6	6	8	7	6	6	7	8
Percent scoring at or below test taker:	88	85	39	92	69	74	96	86	96	92	82	90

The highest and lowest T scores possible on each scale are indicated by a "---"; MMPI-2-RF T scores are non-gendered.

EID	Emotional/Internalizing Dysfunction	RCd	Demoralization	RC6	Ideas of Persecution
THD	Thought Dysfunction	RC1	Somatic Complaints	RC7	Dysfunctional Negative Emotions
BXD	Behavioral/Externalizing Dysfunction	RC2	Low Positive Emotions	RC8	Aberrant Experiences
		RC3	Cynicism	RC9	Hypomanic Activation
		RC4	Antisocial Behavior		

MMPI-2-RF Somatic/Cognitive and Internalizing Scales



Raw Score:	0	0	0	0	1	0	1	0	3	3	0	2	0	5
T Score:	38	46	42	41	50	45	52	42	51	52	44	51	43	54
Response %:	100	100	100	100	100	100	100	100	100	100	100	100	100	100

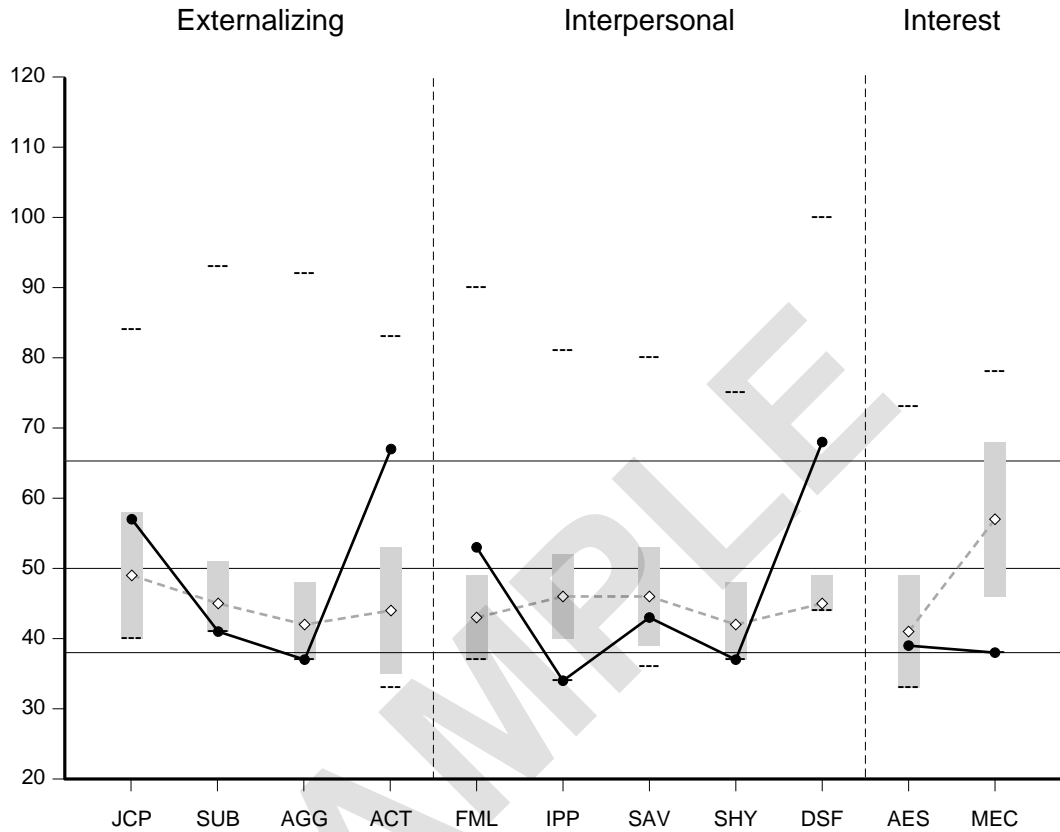
Comparison Group Data: Personnel Screening, Law Enforcement Officer (Men and Women), N = 674

Mean Score (◇--◇):	43	47	44	45	43	45	42	43	41	42	45	41	44	44
Standard Dev (±1 SD):	6	5	5	7	5	1	4	4	6	7	3	5	4	7
Percent scoring at or below test taker:	58	95	84	68	94	99.6	99	89	97	96	95	97	91	95

The highest and lowest T scores possible on each scale are indicated by a "---"; MMPI-2-RF T scores are non-gendered.

MLS	Malaise	SUI	Suicidal/Death Ideation	AXY	Anxiety
GIC	Gastrointestinal Complaints	HLP	Helplessness/Hopelessness	ANP	Anger Proneness
HPC	Head Pain Complaints	SFD	Self-Doubt	BRF	Behavior-Restricting Fears
NUC	Neurological Complaints	NFC	Inefficacy	MSF	Multiple Specific Fears
COG	Cognitive Complaints	STW	Stress/Worry		

MMPI-2-RF Externalizing, Interpersonal, and Interest Scales



Raw Score:	2	0	0	6	3	0	1	0	2	1	0
T Score:	57	41	37	67	53	34	43	37	68	39	38
Response %:	100	100	100	100	100	100	100	100	100	100	100

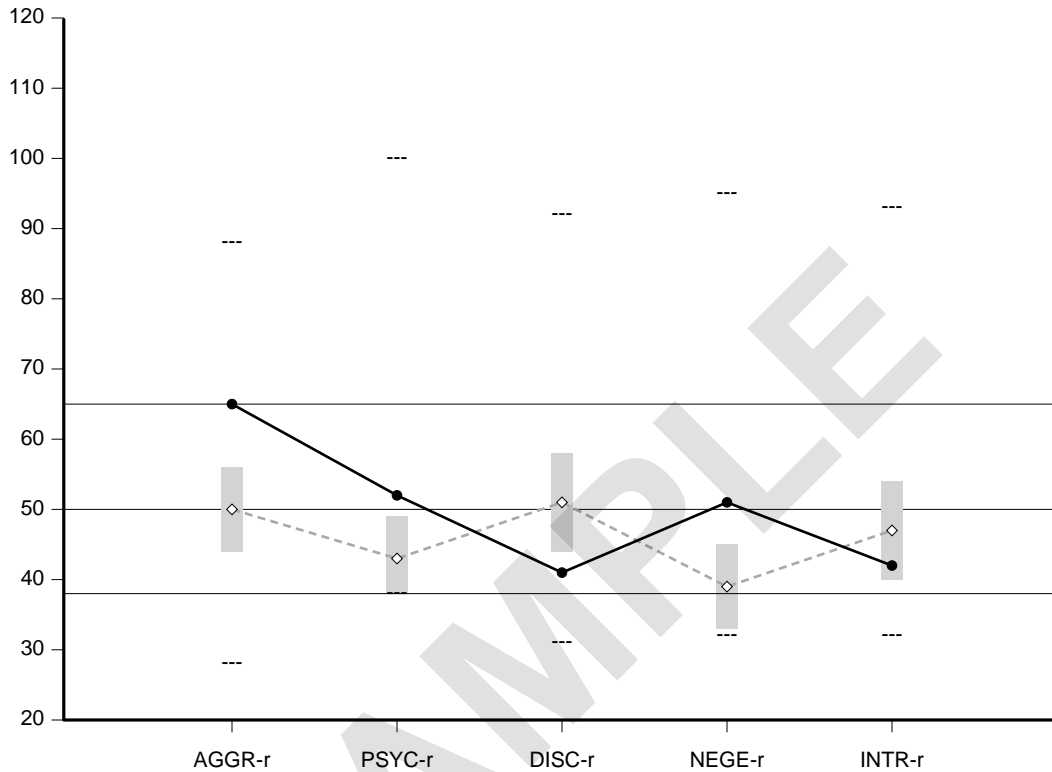
Comparison Group Data: Personnel Screening, Law Enforcement Officer (Men and Women), N = 674

Mean Score (◇---◇):	49	45	42	44	43	46	46	42	45	41	57
Standard Dev (±1 SD):	9	6	6	9	6	6	7	6	4	8	11
Percent scoring at or below test taker:	89	64	57	99.6	96	5	43	53	100	61	5

The highest and lowest T scores possible on each scale are indicated by a "---"; MMPI-2-RF T scores are non-gendered.

JCP	Juvenile Conduct Problems	FML	Family Problems	AES	Aesthetic-Literary Interests
SUB	Substance Abuse	IPP	Interpersonal Passivity	MEC	Mechanical-Physical Interests
AGG	Aggression	SAV	Social Avoidance		
ACT	Activation	SHY	Shyness		
		DSF	Disaffiliativeness		

MMPI-2-RF PSY-5 Scales



Raw Score:	13	2	3	7	3
T Score:	65	52	41	51	42
Response %:	100	100	100	100	100

Comparison Group Data: Personnel Screening, Law Enforcement Officer (Men and Women), N = 674

Mean Score (◇--◇):	50	43	51	39	47
Standard Dev (±1 SD):	6	6	7	6	7
Percent scoring at or below test taker:	99	92	13	96	33

The highest and lowest T scores possible on each scale are indicated by a "---"; MMPI-2-RF T scores are non-gendered.

AGGR-r	Aggressiveness-Revised
PSYC-r	Psychoticism-Revised
DISC-r	Disconstraint-Revised
NEGE-r	Negative Emotionality/Neuroticism-Revised
INTR-r	Introversiion/Low Positive Emotionality-Revised

MMPI-2-RF T SCORES (BY DOMAIN)

PROTOCOL VALIDITY

Content Non-Responsiveness	0	43	50			
	CNS	VRIN-r	TRIN-r			
Over-Reporting	47	42		50	45	42
	F-r	Fp-r		Fs	FBS-r	RBS
Under-Reporting	52	52				
	L-r	K-r				

SUBSTANTIVE SCALES

Somatic/Cognitive Dysfunction	42	38	46	42	41	50
	RC1	MLS	GIC	HPC	NUC	COG
Emotional Dysfunction	43	46	45	52	42	51
	EID	RCd	SUI	HLP	SFD	NFC
		42	42			
		RC2	INTR-r			
		46	52	44	51	43
		RC7	STW	AXY	ANP	BRF
						54
						NEGE-r
Thought Dysfunction	48	56				
	THD	RC6				
		47				
		RC8				
		52				
		PSYC-r				
Behavioral Dysfunction	43	52	57	41		
	BXD	RC4	JCP	SUB		
		51	37	67	65	41
		RC9	AGG	ACT	AGGR-r	DISC-r
Interpersonal Functioning	53	57	34	43	37	68
		FML	RC3	IPP	SAV	SHY
						DSF
Interests	39	38				
		AES	MEC			

Note. This information is provided to facilitate interpretation following the recommended structure for MMPI-2-RF interpretation in Chapter 5 of the *MMPI-2-RF Manual for Administration, Scoring, and Interpretation*, which provides details in the text and an outline in Table 5-1.

ITEM-LEVEL INFORMATION

Unscorable Responses

The test taker produced scorable responses to all the MMPI-2-RF items.

Critical Responses

Seven MMPI-2-RF scales--Suicidal/Death Ideation (SUI), Helplessness/Hopelessness (HLP), Anxiety (AXY), Ideas of Persecution (RC6), Aberrant Experiences (RC8), Substance Abuse (SUB), and Aggression (AGG)--have been designated by the test authors as having critical item content that may require immediate attention and follow-up. Items answered by the individual in the keyed direction (True or False) on a critical scale are listed below if his T score on that scale is 65 or higher.

The test taker has not produced an elevated T score (≥ 65) on any of these scales.

User-Designated Item-Level Information

The following item-level information is based on the report user's selection of additional scales, and/or of lower cutoffs for the critical scales from the previous section. Items answered by the test taker in the keyed direction (True or False) on a selected scale are listed below if his T score on that scale is at the user-designated cutoff score or higher. The percentage of the MMPI-2-RF normative sample (NS) and of the Personnel Screening, Law Enforcement Officer (Men and Women) comparison group (CG) that answered each item in the keyed direction are provided in parentheses following the item content.

Cynicism (RC3, T Score = 57)

- 10. Item Content Omitted. (True; NS 35.9%, CG 20.5%)
- 36. Item Content Omitted. (True; NS 58.3%, CG 45.0%)
- 55. Item Content Omitted. (True; NS 47.7%, CG 35.6%)
- 87. Item Content Omitted. (True; NS 39.7%, CG 29.8%)
- 99. Item Content Omitted. (True; NS 53.6%, CG 35.3%)
- 171. Item Content Omitted. (True; NS 51.5%, CG 31.0%)
- 213. Item Content Omitted. (True; NS 71.4%, CG 57.0%)
- 260. Item Content Omitted. (True; NS 36.2%, CG 19.7%)
- 279. Item Content Omitted. (True; NS 39.1%, CG 13.8%)



Special Note:

The content of the test items is included in the actual reports. To protect the integrity of the test, the item content does not appear in this sample report.

Ideas of Persecution (RC6, T Score = 56)

- 34. Item Content Omitted. (True; NS 10.6%, CG 10.1%)

Activation (ACT, T Score = 67)

- 72. Item Content Omitted. (True; NS 81.5%, CG 56.8%)
- 81. Item Content Omitted. (True; NS 12.1%, CG 6.1%)
- 166. Item Content Omitted. (True; NS 38.9%, CG 22.4%)
- 207. Item Content Omitted. (True; NS 66.9%, CG 44.2%)
- 219. Item Content Omitted. (True; NS 51.5%, CG 37.1%)
- 285. Item Content Omitted. (True; NS 21.9%, CG 8.2%)



Special Note:

The content of the test items is included in the actual reports. To protect the integrity of the test, the item content does not appear in this sample report.

Disaffiliativeness (DSF, T Score = 68)

- 175. Item Content Omitted. (True; NS 8.1%, CG 1.3%)
- 291. Item Content Omitted. (True; NS 10.7%, CG 1.5%)

Aggressiveness-Revised (AGGR-r, T Score = 65)

- 24. Item Content Omitted. (False; NS 74.6%, CG 96.3%)
- 39. Item Content Omitted. (True; NS 51.0%, CG 39.5%)
- 104. Item Content Omitted. (True; NS 67.1%, CG 51.6%)
- 147. Item Content Omitted. (True; NS 75.2%, CG 87.8%)
- 182. Item Content Omitted. (True; NS 33.6%, CG 71.5%)
- 197. Item Content Omitted. (True; NS 62.5%, CG 79.8%)
- 239. Item Content Omitted. (True; NS 60.7%, CG 90.1%)
- 256. Item Content Omitted. (True; NS 65.7%, CG 31.2%)
- 276. Item Content Omitted. (True; NS 50.0%, CG 76.4%)
- 302. Item Content Omitted. (True; NS 67.9%, CG 87.8%)
- 319. Item Content Omitted. (False; NS 64.7%, CG 94.7%)
- 321. Item Content Omitted. (True; NS 31.3%, CG 26.1%)
- 327. Item Content Omitted. (True; NS 41.7%, CG 20.3%)

End of Report

This and previous pages of this report contain trade secrets and are not to be released in response to requests under HIPAA (or any other data disclosure law that exempts trade secret information from release). Further, release in response to litigation discovery demands should be made only in accordance with your profession's ethical guidelines and under an appropriate protective order.
