



SAMPLE REPORT

Case Description: Valeria F. — Firefighters/Paramedics Adjustment Rating Report

Valeria F., a 32-year-old high school graduate, is being evaluated by a metropolitan fire department personnel project psychological consultant as part of her application for a position as a firefighter. She is married and has a seven-year-old child.

Valeria has been employed part-time for the past six months in the sales department of a carpet distributor. Before that, she worked for four months as a salesperson for a cell phone distributor. Before that, she was unemployed for two years after she was laid off from a job as an office worker in an automobile assembly factory.

The only firefighting experience she reported on her application was that, during her employment at the automobile factory, she served as a volunteer for a small suburban fire department for nine months.

Case descriptions do not accompany MMPI-2 reports, but are provided here as background information. The following report was generated from Q-global™, Pearson's web-based scoring and reporting application, using Ms. F.'s responses to the MMPI-2. Additional MMPI-2 sample reports, product offerings, training opportunities, and resources can be found at PearsonClinical.com/mmpi2.

Copyright © 2014 Pearson Education, Inc. or its affiliate(s). All rights reserved. Q-global, Always Learning, Pearson, design for Psi, and PsychCorp are trademarks, in the U.S. and/or other countries, of Pearson Education, Inc. or its affiliate(s). Minnesota Multiphasic Personality Inventory-2 and MMPI-2 are registered trademarks of the University of Minnesota, Minneapolis, MN. 8795-A 01/14



Firefighters/Paramedics Adjustment Rating Report

MMPI®-2

The Minnesota Report™: Revised Personnel System, 3rd Edition

James N. Butcher, PhD

Name: Valeria F.
ID Number: 2535
Age: 32
Gender: Female
Years of Education: 12
Date Assessed: 1/31/14

Standard Level Addiction Potential



Copyright © 1989, 1991, 1994, 1995, 2001, 2003 by the Regents of the University of Minnesota. All rights reserved. Portions reproduced from the MMPI-2 test booklet. Copyright © 1942, 1943 (renewed 1970), 1989 by the Regents of the University of Minnesota. All rights reserved. Portions excerpted from the *MMPI-2 Manual for Administration, Scoring, and Interpretation, Revised Edition*. Copyright © 2001 by the Regents of the University of Minnesota. All rights reserved. Distributed exclusively under license from the University of Minnesota by NCS Pearson, Inc.

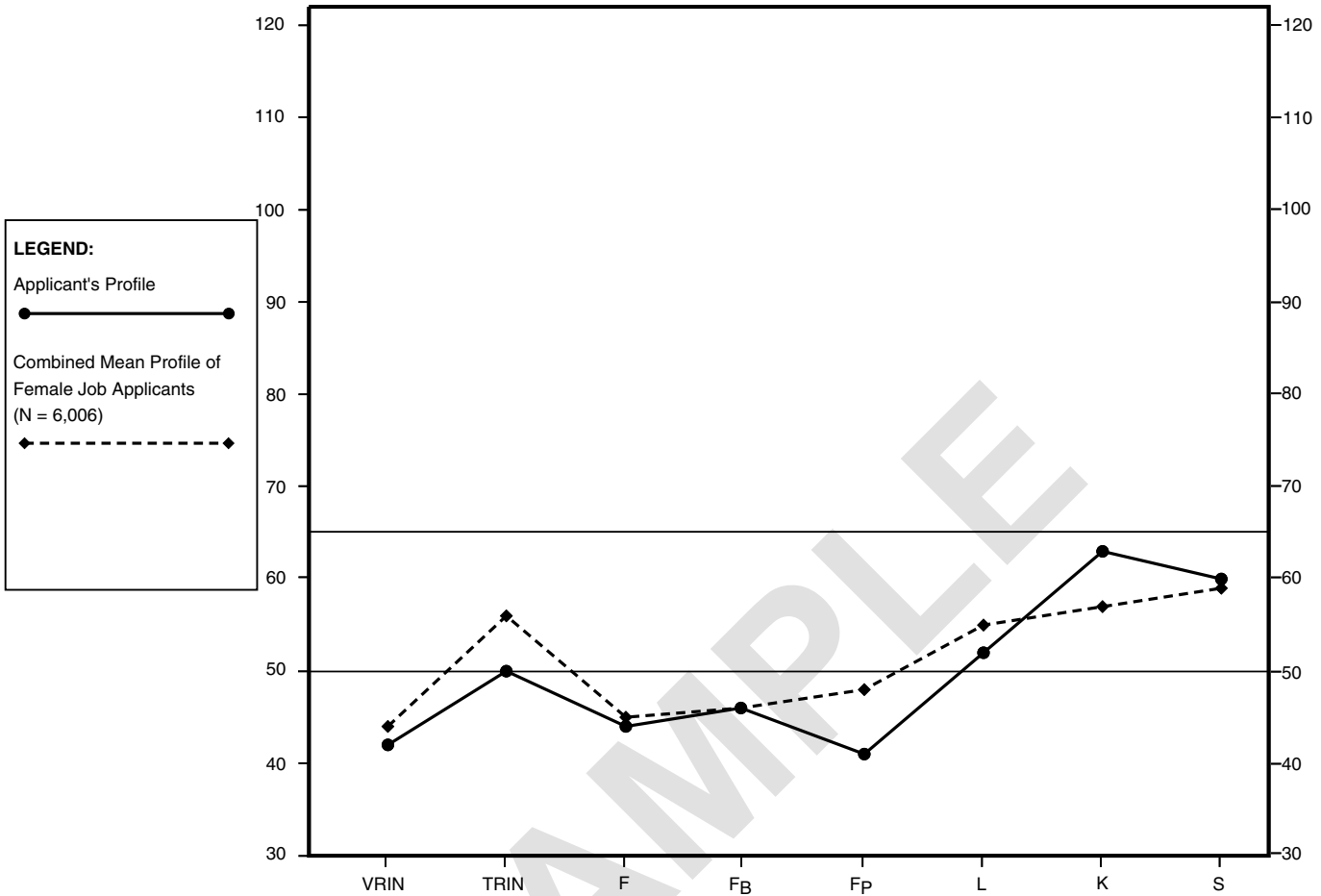
Minnesota Multiphasic Personality Inventory and **MMPI** are registered trademarks and **The Minnesota Report** is a trademark of the University of Minnesota. **Pearson**, the **PSI logo**, and **PsychCorp** are trademarks in the U.S. and/or other countries of Pearson Education, Inc., or its affiliate(s).

TRADE SECRET INFORMATION

Not for release under HIPAA or other data disclosure laws that exempt trade secrets from disclosure.

[7.9 / 1 / QG]

MMPI-2 VALIDITY PATTERN



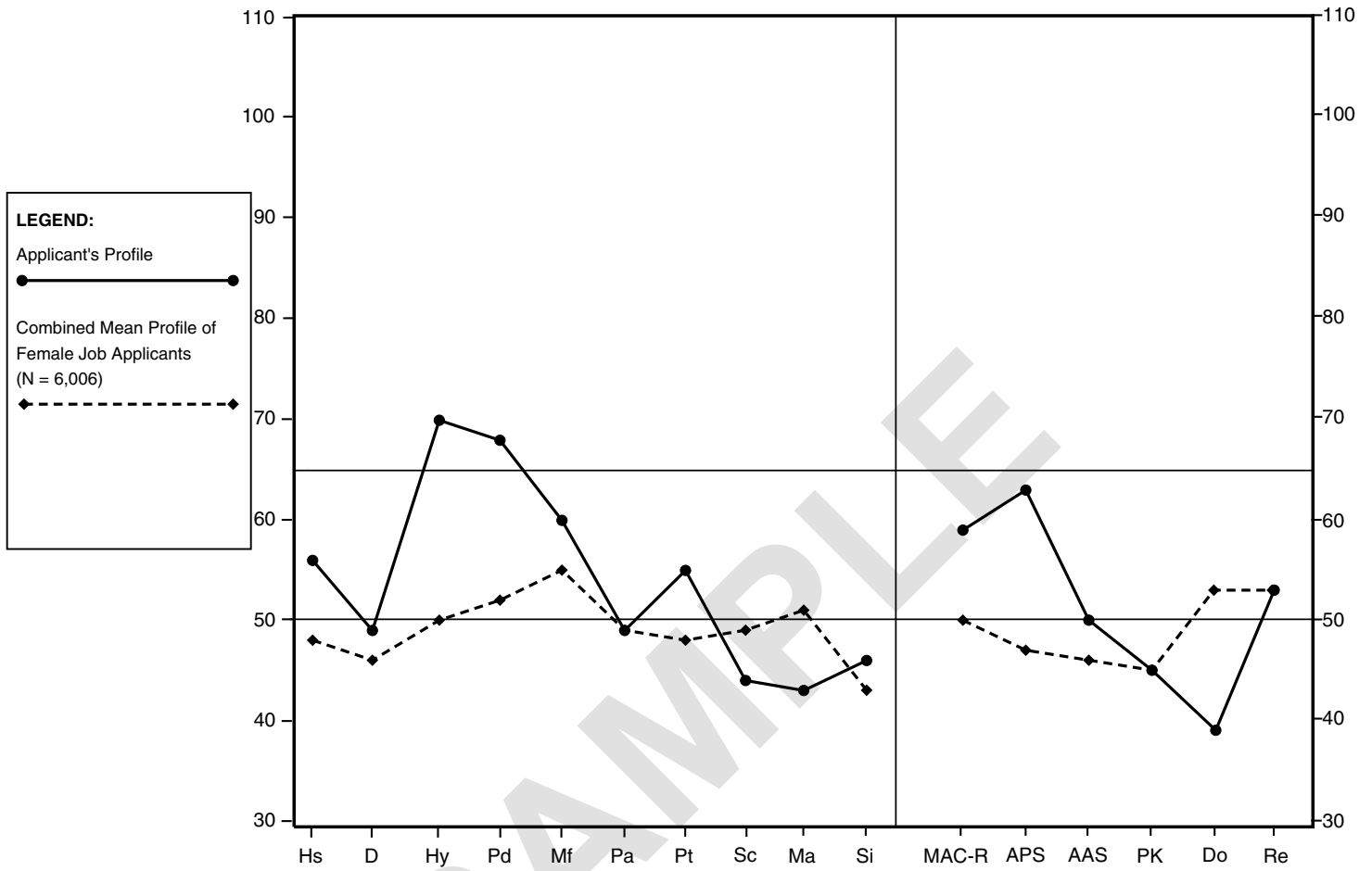
General Applicant
 Sample Mean Score: 44 56 45 46 48 55 57 59
 Firefighter/Paramedic
 Sample Mean Score: *Data For Women Firefighters/Paramedics Are Not Available

Applicant's Raw Score:	3	9	2	1	0	4	21	34
Applicant's T Score:	42	50	44	46	41	52	63	60
Non-Gendered T Score:	42	50	43	46	42	52	62	60
Response %:	100	100	100	100	100	100	100	100

Cannot Say (Raw): 0
 Percent True: 30
 Percent False: 70

	Raw Score	T Score	Resp. %
S1 -Beliefs in Human Goodness	12	61	100
S2 -Serenity	7	56	100
S3 -Contentment with Life	5	58	100
S4 -Patience/Denial of Irritability	5	53	100
S5 -Denial of Moral Flaws	4	53	100

MMPI-2 CLINICAL AND SUPPLEMENTARY SCALES PROFILE



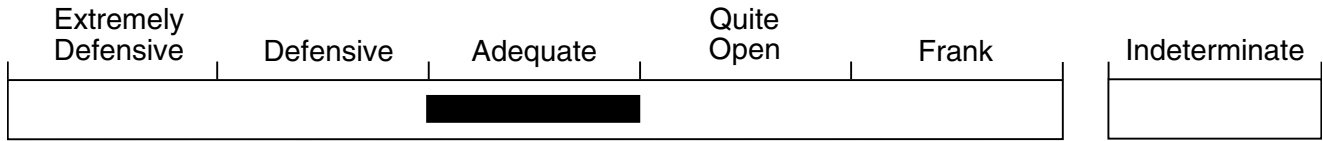
General Applicant
 Sample Mean Score: 48 46 50 52 55 49 48 49 51 43 50 47 46 45 53 53
 Firefighter/Paramedic
 Sample Mean Score: *Data For Women Firefighters/Paramedics Are Not Available

Applicant's Raw Score:	5	20	31	22	32	10	9	2	12	23	22	28	2	5	13	22
K Correction Score:	11			8			21	21	4							
Applicant's T Score:	56	49	70	68	60	49	55	44	43	46	59	63	50	45	39	53
Non-Gendered T Score:	58	52	72	68		49	56	44	42	47	55	63	48	45	38	54
Response %:	100	100	100	100	100	100	100	100	100	100	100	100	100	100	100	100

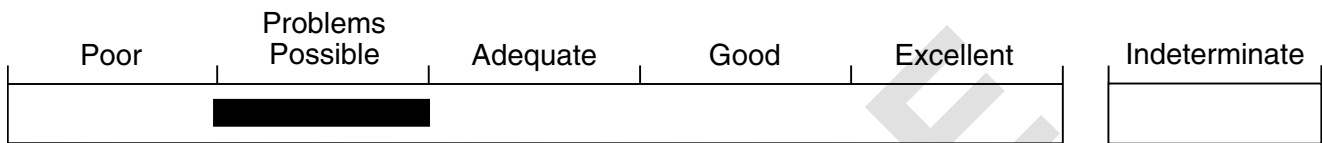
[V.1.2]

Welsh Code: 3'4+5-17/26089: K-L/F:
 Profile Elevation: 54.3


OPENNESS TO EVALUATION



SOCIAL FACILITY

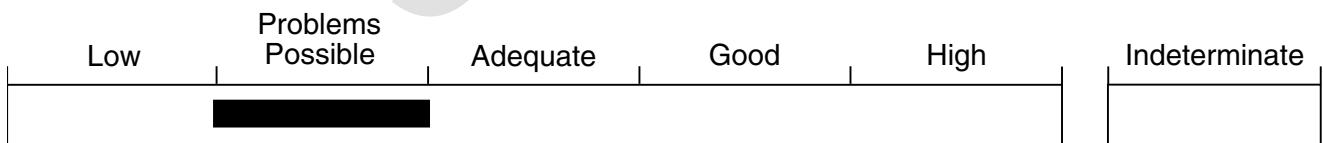


ADDICTION POTENTIAL (STANDARD CRITERIA LEVEL)

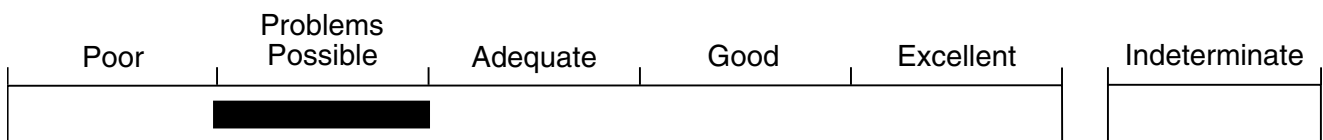


This index is associated with addiction potential; it does not confirm current abuse.

STRESS TOLERANCE



OVERALL ADJUSTMENT



Her responses to the MMPI-2 items suggest that she may have psychological problems at this time.

She attempts to manage conflicts through denial, but this may not always be effective.

This applicant should be evaluated further to determine if she has adjustment problems.

CONTENT THEMES

MMPI-2 content themes may serve as a source of hypotheses for further investigation. These content themes summarize similar item responses that appear with greater frequency with this applicant than with most people.

She may not deal effectively with anger if provoked.

She may have irresponsible attitudes.

She may sometimes disregard rules when it suits her.

She may tend to question supervisory decisions.

ADDITIONAL SCALES

	Raw Score	Non-Gendered		Resp %
		T Score	T Score	
Personality Psychopathology Five (PSY-5) Scales				
Aggressiveness (AGGR)	6	46	44	100
Psychoticism (PSYC)	2	46	45	100
Disconstraint (DISC)	8	44	41	100
Negative Emotionality/Neuroticism (NEGE)	10	48	49	100
Introversion/Low Positive Emotionality (INTR)	11	50	50	100
Supplementary Scales				
Anxiety (A)	5	42	42	100
Repression (R)	17	52	53	100
Ego Strength (Es)	38	57	54	100
Hostility (Ho)	10	41	41	100
Harris-Lingoes Subscales				
Depression Subscales				
Subjective Depression (D ₁)	6	46	47	100
Psychomotor Retardation (D ₂)	6	51	53	100
Physical Malfunctioning (D ₃)	3	48	50	100
Mental Dullness (D ₄)	2	48	48	100
Brooding (D ₅)	2	47	49	100
Hysteria Subscales				
Denial of Social Anxiety (Hy ₁)	6	61	62	100
Need for Affection (Hy ₂)	12	71	71	100
Lassitude-Malaise (Hy ₃)	2	47	47	100
Somatic Complaints (Hy ₄)	5	57	59	100
Inhibition of Aggression (Hy ₅)	4	54	55	100
Psychopathic Deviate Subscales				
Familial Discord (Pd ₁)	1	44	44	100
Authority Problems (Pd ₂)	4	61	57	100
Social Imperturbability (Pd ₃)	5	58	58	100
Social Alienation (Pd ₄)	5	54	55	100
Self-Alienation (Pd ₅)	6	63	63	100
Paranoia Subscales				
Persecutory Ideas (Pa ₁)	1	45	46	100
Poignancy (Pa ₂)	1	40	40	100
Naivete (Pa ₃)	8	65	65	100

	Raw Score	T Score	Non-Gendered T Score	Resp %
Schizophrenia Subscales				
Social Alienation (Sc ₁)	0	38	38	100
Emotional Alienation (Sc ₂)	1	49	49	100
Lack of Ego Mastery, Cognitive (Sc ₃)	0	43	42	100
Lack of Ego Mastery, Conative (Sc ₄)	1	44	44	100
Lack of Ego Mastery, Defective Inhibition (Sc ₅)	0	40	40	100
Bizarre Sensory Experiences (Sc ₆)	0	41	41	100
Hypomania Subscales				
Amorality (Ma ₁)	2	54	52	100
Psychomotor Acceleration (Ma ₂)	3	40	39	100
Imperturbability (Ma ₃)	3	50	48	100
Ego Inflation (Ma ₄)	2	43	43	100
Social Introversion Subscales (Ben-Porath, Hostetler, Butcher, & Graham)				
Shyness/Self-Consciousness (Si ₁)	4	46	47	100
Social Avoidance (Si ₂)	3	51	50	100
Alienation--Self and Others (Si ₃)	2	41	41	100
Content Component Scales (Ben-Porath & Sherwood)				
Fears Subscales				
Generalized Fearfulness (FRS ₁)	0	42	43	100
Multiple Fears (FRS ₂)	10	70	73	100
Depression Subscales				
Lack of Drive (DEP ₁)	2	50	51	100
Dysphoria (DEP ₂)	1	47	48	100
Self-Depreciation (DEP ₃)	1	47	48	100
Suicidal Ideation (DEP ₄)	0	45	46	100
Health Concerns Subscales				
Gastrointestinal Symptoms (HEA ₁)	0	43	44	100
Neurological Symptoms (HEA ₂)	2	50	52	100
General Health Concerns (HEA ₃)	1	48	49	100
Bizarre Mentation Subscales				
Psychotic Symptomatology (BIZ ₁)	0	44	44	100
Schizotypal Characteristics (BIZ ₂)	1	47	48	100
Anger Subscales				
Explosive Behavior (ANG ₁)	0	39	39	100
Irritability (ANG ₂)	2	44	45	100
Cynicism Subscales				
Misanthropic Beliefs (CYN ₁)	1	37	37	100
Interpersonal Suspiciousness (CYN ₂)	1	40	40	100

	Raw Score	T Score	Non-Gendered T Score	Resp %
Antisocial Practices Subscales				
Antisocial Attitudes (ASP ₁)	1	36	36	100
Antisocial Behavior (ASP ₂)	0	42	41	100
Type A Subscales				
Impatience (TPA ₁)	1	40	40	100
Competitive Drive (TPA ₂)	1	40	39	100
Low Self-Esteem Subscales				
Self-Doubt (LSE ₁)	2	48	49	100
Submissiveness (LSE ₂)	1	45	47	100
Social Discomfort Subscales				
Introversion (SOD ₁)	3	46	46	100
Shyness (SOD ₂)	4	55	57	100
Family Problems Subscales				
Family Discord (FAM ₁)	1	38	39	100
Familial Alienation (FAM ₂)	1	50	50	100
Negative Treatment Indicators Subscales				
Low Motivation (TRT ₁)	1	46	47	100
Inability to Disclose (TRT ₂)	0	38	38	100

Uniform T scores are used for Hs, D, Hy, Pd, Pa, Pt, Sc, Ma, the content scales, the content component scales, and the PSY-5 scales. The remaining scales and subscales use linear T scores.

WORK DYSFUNCTION ITEMS

The following items may be significant in understanding the client's work performance. These items have been found to be related to dysfunctional attitudes or negative behavior in employment situations. Although these items may serve as a source of hypotheses for further investigation, caution should be used in interpreting individual items because the respondent may have misread the item or inadvertently marked the wrong answer.

Any Work Dysfunction items she endorsed are listed below with the direction of her endorsement indicated in parentheses. The endorsement percentages of different reference groups are presented in brackets following the item. The first number "N" is the percentage of the MMPI-2 normative sample who endorsed that item in the scored direction. The second number "P" is the percentage of individuals in the large job applicant sample (Pearson Assessments, 1995) who endorsed the item in the scored direction.

- 73. Item Content Omitted. (True) [N = 28%, P = 17%]
- 339. Item Content Omitted. (True) [N = 43%, P = 37%]
- 409. Item Content Omitted. (True) [N = 54%, P = 38%]
- 509. Item Content Omitted. (True) [N = 43%, P = 30%]
- 521. Item Content Omitted. (False) [N = 38%, P = 28%]
- 545. Item Content Omitted. (True) [N = 44%, P = 27%]



Special Note:

The content of the test items is included in the actual reports. To protect the integrity of the test, the item content does not appear in this sample report.

End of Report

NOTE: This MMPI-2 report can serve as a useful guide for employment decisions in which personality adjustment is considered important for success on the job. The decision rules on which these classifications are based were developed through a review of the empirical literature on the MMPI and MMPI-2 with normal-range individuals (including job applicants) and the author's practical experience using the test in employee selection. The report can assist psychologists and physicians involved in personnel selection by providing an "outside opinion" about the applicant's adjustment. The MMPI-2 should NOT be used as the sole means of determining the applicant's suitability for employment. The information in this report should be used by qualified test interpretation specialists only.

This and previous pages of this report contain trade secrets and are not to be released in response to requests under HIPAA (or any other data disclosure law that exempts trade secret information from release). Further, release in response to litigation discovery demands should be made only in accordance with your profession's ethical guidelines and under an appropriate protective order.
