



SAMPLE REPORT

Case Description: Adrian H. — Seminary Students Adjustment Rating Report

Adrian H., age 23, is applying to a Catholic university seminary program. He graduated from a four-year college with a major in business administration. After college, he worked for six months as an intern in the marketing department of a large corporation. He served six months with Americorps in Chicago, teaching young children English.

His application and initial interview for the seminary program indicated that his college years were somewhat uneven. He attended a state university for a year and a half before he was expelled for drinking and partying on campus. He then transferred to a community college, where he obtained an associate's degree. He completed a bachelor's degree at a state college (overall GPA 2.9 on a 4.0 scale).

In the initial selection interview for the seminary, he appeared to be somewhat evasive and vague about his goals. However, he did say that he has always wanted to be a priest. When asked by the interviewer about the circumstances that led to his expulsion, he said, "That was the way I was in college and I regret those things. But now I have a new life plan."

Case descriptions do not accompany MMPI-2 reports, but are provided here as background information. The following report was generated from Q-global™, Pearson's web-based scoring and reporting application, using Mr. H.'s responses to the MMPI-2. Additional MMPI-2 sample reports, product offerings, training opportunities, and resources can be found at PearsonClinical.com/mmpi2.

Copyright © 2014 Pearson Education, Inc. or its affiliate(s). All rights reserved. Q-global, Always Learning, Pearson, design for Psi, and PsychCorp are trademarks, in the U.S. and/or other countries, of Pearson Education, Inc. or its affiliate(s). Minnesota Multiphasic Personality Inventory-2 and MMPI-2 are registered trademarks of the University of Minnesota, Minneapolis, MN. 8795-A 01/14



Seminary Students Adjustment Rating Report

MMPI®-2

The Minnesota Report™: Revised Personnel System, 3rd Edition

James N. Butcher, PhD

Name: Adrian H.
ID Number: 2537
Age: 23
Gender: Male
Years of Education: 16
Date Assessed: 1/31/14

Standard Level Addiction Potential



Copyright © 1989, 1991, 1994, 1995, 2001, 2003 by the Regents of the University of Minnesota. All rights reserved. Portions reproduced from the MMPI-2 test booklet. Copyright © 1942, 1943 (renewed 1970), 1989 by the Regents of the University of Minnesota. All rights reserved. Portions excerpted from the *MMPI-2 Manual for Administration, Scoring, and Interpretation, Revised Edition*. Copyright © 2001 by the Regents of the University of Minnesota. All rights reserved. Distributed exclusively under license from the University of Minnesota by NCS Pearson, Inc.

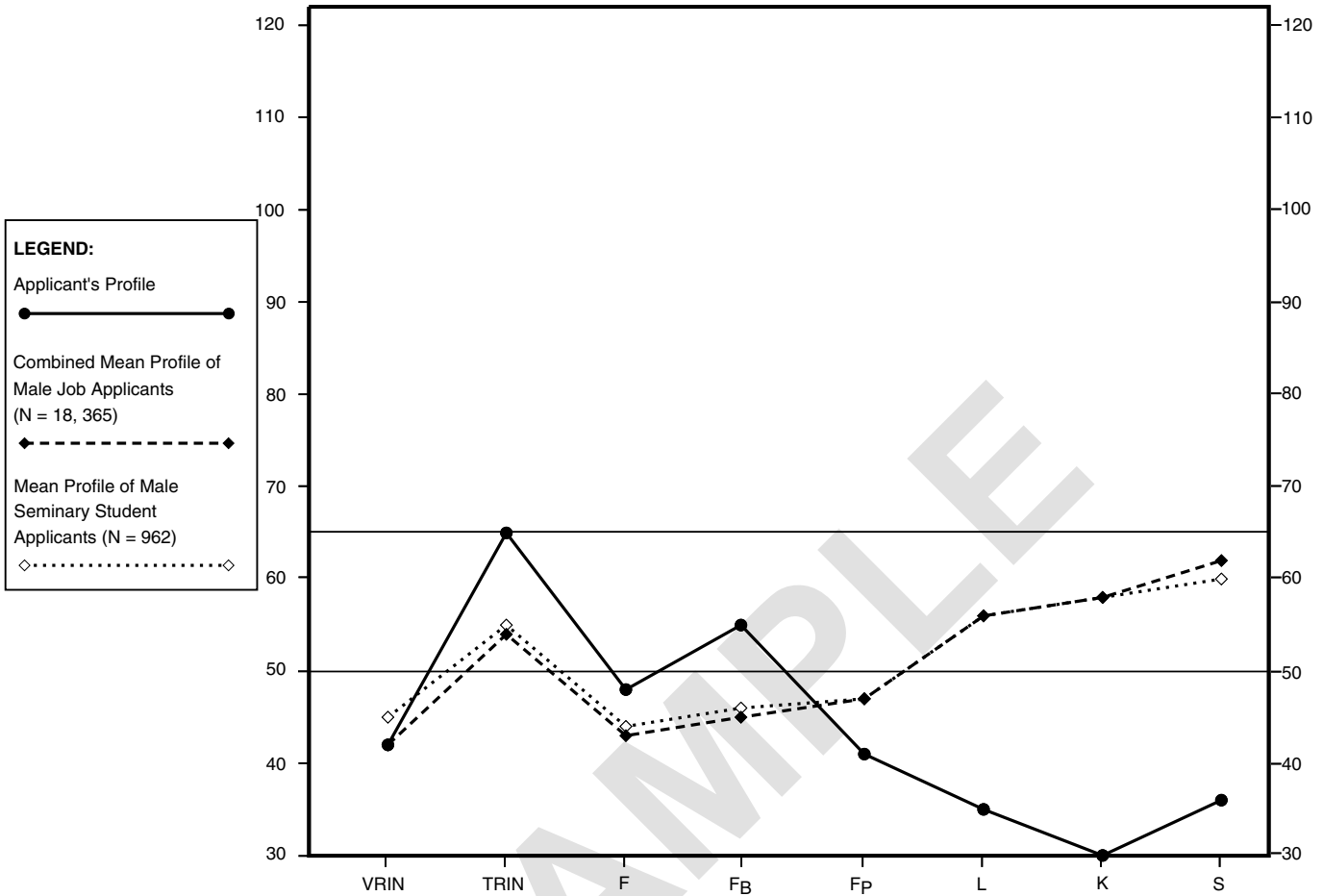
Minnesota Multiphasic Personality Inventory and **MMPI** are registered trademarks and **The Minnesota Report** is a trademark of the University of Minnesota. **Pearson**, the **PSI logo**, and **PsychCorp** are trademarks in the U.S. and/or other countries of Pearson Education, Inc., or its affiliate(s).

TRADE SECRET INFORMATION

Not for release under HIPAA or other data disclosure laws that exempt trade secrets from disclosure.

[7.9 / 1 / QG]

MMPI-2 VALIDITY PATTERN



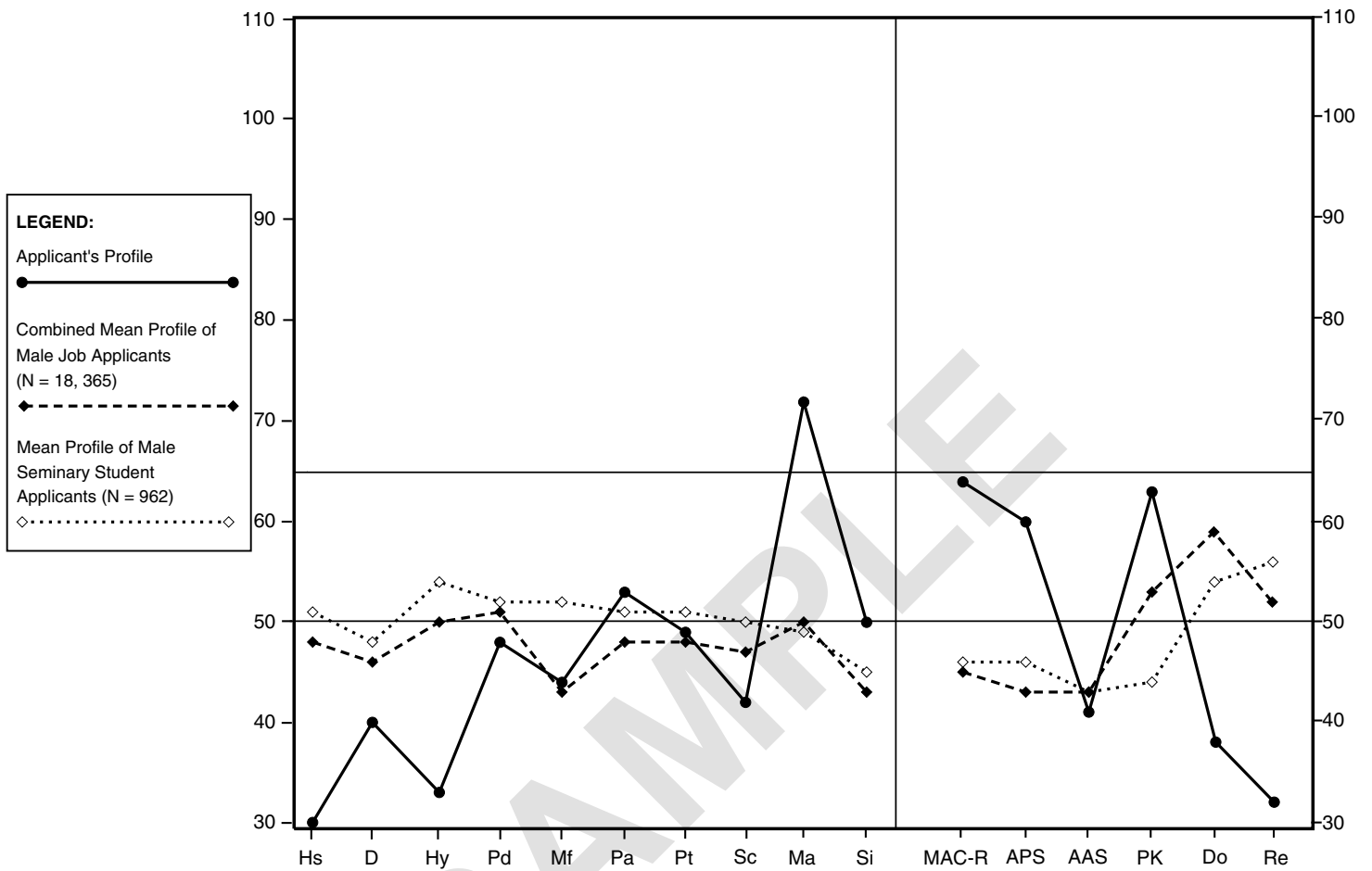
General Applicant								
Sample Mean Score:	42	54	43	45	47	56	58	62
Seminary Student								
Sample Mean Score:	45	55	44	46	47	56	58	60

Applicant's Raw Score:	3	11	4	3	0	0	6	13
Applicant's T Score:	42	65T	48	55	41	35	30	36
Non-Gendered T Score:	42	65T	50	55	42	34	30	36
Response %:	100	100	100	100	96	100	100	98

Cannot Say (Raw): 6
 Percent True: 57
 Percent False: 43

	Raw Score	T Score	Resp. %
S1 -Beliefs in Human Goodness	2	36	100
S2 -Serenity	6	50	100
S3 -Contentment with Life	2	40	100
S4 -Patience/Denial of Irritability	2	40	100
S5 -Denial of Moral Flaws	1	36	80

MMPI-2 CLINICAL AND SUPPLEMENTARY SCALES PROFILE



General Applicant																
Sample Mean Score:	48	46	50	51	43	48	48	47	50	43	45	43	43	53	59	52
Seminary Student																
Sample Mean Score:	51	48	54	52	52	51	51	50	49	45	46	46	43	44	54	56

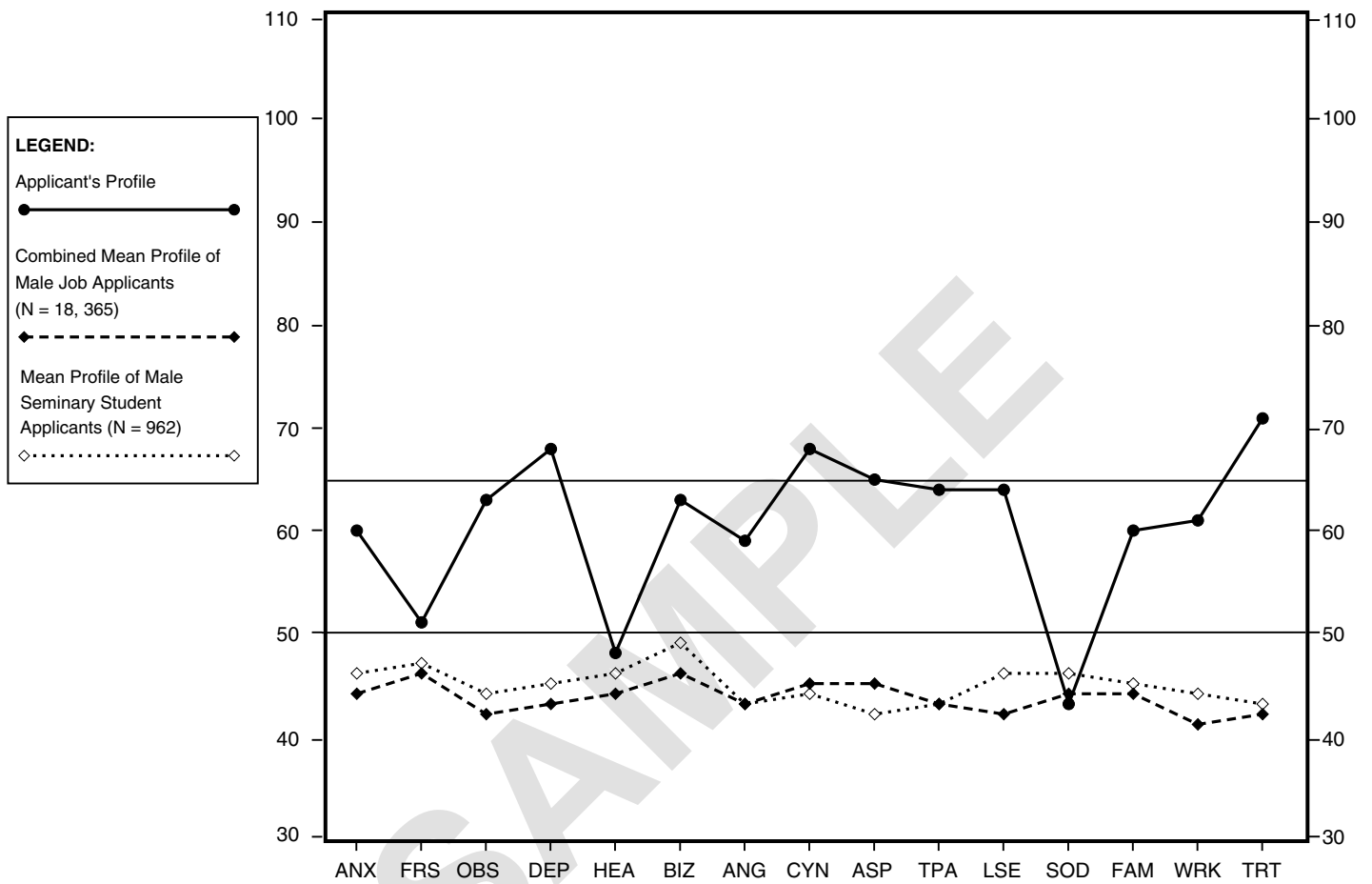
Applicant's Raw Score:	1	14	11	20	23	11	20	16	27	25	27	27	1	16	13	13
K Correction Score:	3			2			6	6	1							
Applicant's T Score:	30	40	33	48	44	53	49	42	72	50	64	60	41	63	38	32
Non-Gendered T Score:	30	39	32	48		53	48	42	73	49	67	60	43	62	38	30
Response %:	100	100	100	98	100	98	100	100	100	100	98	100	85	100	100	97

[V.1.2]

Welsh Code: 9⁺+60/74582:31# F:LK#

Profile Elevation: 45.9

MMPI-2 CONTENT SCALES PROFILE



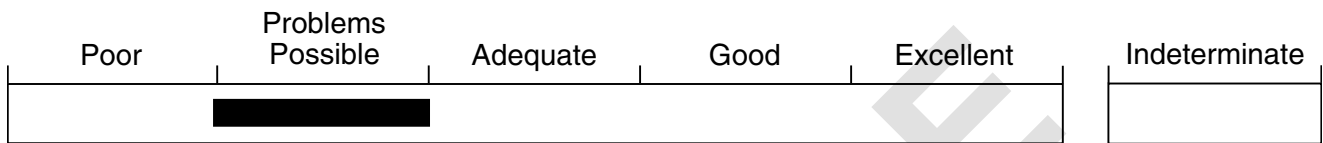
General Applicant															
Sample Mean Score:	44	46	42	43	44	46	43	45	45	43	42	44	44	41	42
Seminary Student															
Sample Mean Score:	46	47	44	45	46	49	43	44	42	43	46	46	45	44	43

Applicant's Raw Score:	10	4	9	14	4	6	9	18	14	13	10	4	9	13	13
Applicant's T Score:	60	51	63	68	48	63	59	68	65	64	64	43	60	61	71
Non-Gendered T Score:	58	48	61	66	47	64	59	69	68	66	62	43	58	59	70
Response %:	100	100	94	100	100	100	100	100	95	100	100	100	100	100	96

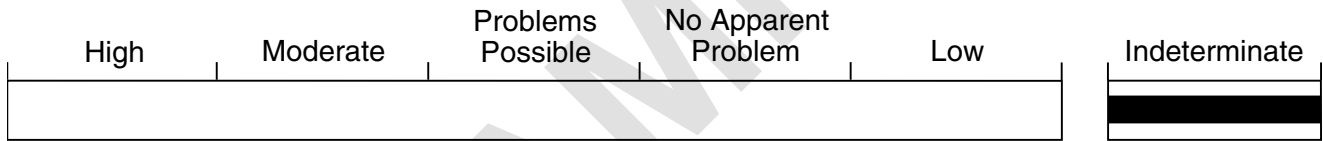
OPENNESS TO EVALUATION



SOCIAL FACILITY

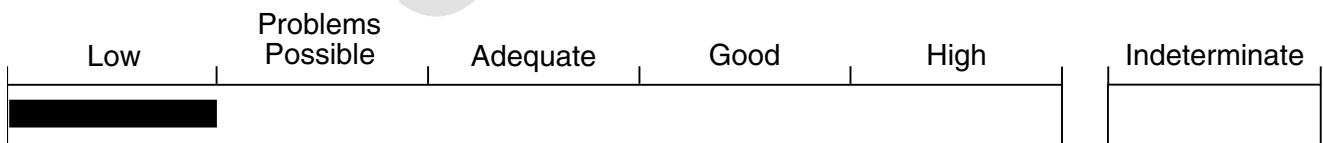


ADDICTION POTENTIAL (STANDARD CRITERIA LEVEL)

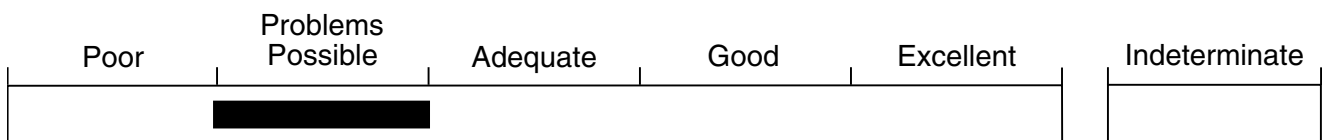


This index is associated with addiction potential; it does not confirm current abuse.

STRESS TOLERANCE



OVERALL ADJUSTMENT



His responses to the MMPI-2 items suggest that he may have psychological problems at this time.

Individuals with this pattern of scores tend to have authority problems. This applicant may find it somewhat difficult to get along with his supervisors.

This applicant should be evaluated further to determine if he has adjustment problems.

SAMPLE

CONTENT THEMES

MMPI-2 content themes may serve as a source of hypotheses for further investigation. These content themes summarize similar item responses that appear with greater frequency with this applicant than with most people.

He may be overly sensitive in interpersonal relationships.

He may have low self-esteem that interferes with his taking on new tasks.

He may be very self-centered and excessively motivated by self-interest.

He may be rigid and inflexible in his thinking.

He may feel alienated.

He may have trouble controlling his temper.

He may have antisocial attitudes and behavior.

He may have some unconventional beliefs or attitudes that affect the way he gets along with supervisors.

He may have irresponsible attitudes.

He may sometimes disregard rules when it suits him.

He may have problems with authority and may at times break rules.

He may tend to question supervisory decisions.

He may be prone to feeling anxious at times.

He may have low energy or lack enthusiasm.

He has a cynical attitude toward life that reflects a tendency to be caustic in relationships with others.

ADDITIONAL SCALES

	Raw Score	Non-Gendered		Resp %
		T Score	T Score	
Personality Psychopathology Five (PSY-5) Scales				
Aggressiveness (AGGR)	11	59	62	100
Psychoticism (PSYC)	7	62	62	100
Disconstraint (DISC)	19	64	68	97
Negative Emotionality/Neuroticism (NEGE)	18	66	63	100
Introversion/Low Positive Emotionality (INTR)	4	35	35	100
Supplementary Scales				
Anxiety (A)	22	67	65	100
Repression (R)	5	30	30	100
Ego Strength (Es)	35	45	48	98
Hostility (Ho)	31	65	66	98
Harris-Lingoes Subscales				
Depression Subscales				
Subjective Depression (D ₁)	8	53	52	100
Psychomotor Retardation (D ₂)	3	37	36	100
Physical Malfunctioning (D ₃)	2	43	42	100
Mental Dullness (D ₄)	2	48	48	100
Brooding (D ₅)	6	74	70	100
Hysteria Subscales				
Denial of Social Anxiety (Hy ₁)	2	40	40	100
Need for Affection (Hy ₂)	1	30	30	100
Lassitude-Malaise (Hy ₃)	1	43	43	100
Somatic Complaints (Hy ₄)	1	43	42	100
Inhibition of Aggression (Hy ₅)	3	48	47	100
Psychopathic Deviate Subscales				
Familial Discord (Pd ₁)	3	58	57	100
Authority Problems (Pd ₂)	3	47	50	88
Social Imperturbability (Pd ₃)	3	45	46	100
Social Alienation (Pd ₄)	6	61	60	100
Self-Alienation (Pd ₅)	8	72	72	100
Paranoia Subscales				
Persecutory Ideas (Pa ₁)	3	58	58	100
Poignancy (Pa ₂)	4	62	60	100
Naivete (Pa ₃)	4	46	46	100

	Raw Score	T Score	Non-Gendered T Score	Resp %
Schizophrenia Subscales				
Social Alienation (Sc ₁)	4	55	54	100
Emotional Alienation (Sc ₂)	1	50	49	100
Lack of Ego Mastery, Cognitive (Sc ₃)	2	54	55	100
Lack of Ego Mastery, Conative (Sc ₄)	2	49	49	100
Lack of Ego Mastery, Defective Inhibition (Sc ₅)	4	68	67	100
Bizarre Sensory Experiences (Sc ₆)	4	60	59	100
Hypomania Subscales				
Amorality (Ma ₁)	4	66	68	100
Psychomotor Acceleration (Ma ₂)	6	53	54	100
Imperturbability (Ma ₃)	5	59	61	100
Ego Inflation (Ma ₄)	6	69	68	100
Social Introversion Subscales (Ben-Porath, Hostetler, Butcher, & Graham)				
Shyness/Self-Consciousness (Si ₁)	6	54	53	100
Social Avoidance (Si ₂)	0	37	37	100
Alienation--Self and Others (Si ₃)	11	68	67	100
Content Component Scales (Ben-Porath & Sherwood)				
Fears Subscales				
Generalized Fearfulness (FRS ₁)	0	44	43	100
Multiple Fears (FRS ₂)	4	54	50	100
Depression Subscales				
Lack of Drive (DEP ₁)	5	68	67	100
Dysphoria (DEP ₂)	3	66	62	100
Self-Depreciation (DEP ₃)	4	69	70	100
Suicidal Ideation (DEP ₄)	1	62	62	100
Health Concerns Subscales				
Gastrointestinal Symptoms (HEA ₁)	0	44	44	100
Neurological Symptoms (HEA ₂)	2	54	52	100
General Health Concerns (HEA ₃)	1	48	49	100
Bizarre Mentation Subscales				
Psychotic Symptomatology (BIZ ₁)	0	44	44	100
Schizotypal Characteristics (BIZ ₂)	4	67	67	100
Anger Subscales				
Explosive Behavior (ANG ₁)	2	52	53	100
Irritability (ANG ₂)	5	61	61	100
Cynicism Subscales				
Misanthropic Beliefs (CYN ₁)	12	66	67	100
Interpersonal Suspiciousness (CYN ₂)	6	62	63	100

	Raw Score	T Score	Non-Gendered T Score	Resp %
Antisocial Practices Subscales				
Antisocial Attitudes (ASP ₁)	11	63	65	100
Antisocial Behavior (ASP ₂)	3	59	64	80
Type A Subscales				
Impatience (TPA ₁)	3	51	52	100
Competitive Drive (TPA ₂)	8	77	79	100
Low Self-Esteem Subscales				
Self-Doubt (LSE ₁)	4	59	59	100
Submissiveness (LSE ₂)	4	69	66	100
Social Discomfort Subscales				
Introversion (SOD ₁)	1	39	40	100
Shyness (SOD ₂)	3	52	51	100
Family Problems Subscales				
Family Discord (FAM ₁)	5	60	59	100
Familial Alienation (FAM ₂)	0	40	41	100
Negative Treatment Indicators Subscales				
Low Motivation (TRT ₁)	5	71	69	100
Inability to Disclose (TRT ₂)	4	68	68	100

Uniform T scores are used for Hs, D, Hy, Pd, Pa, Pt, Sc, Ma, the content scales, the content component scales, and the PSY-5 scales. The remaining scales and subscales use linear T scores.

WORK DYSFUNCTION ITEMS

The following items may be significant in understanding the client's work performance. These items have been found to be related to dysfunctional attitudes or negative behavior in employment situations. Although these items may serve as a source of hypotheses for further investigation, caution should be used in interpreting individual items because the respondent may have misread the item or inadvertently marked the wrong answer.

Any Work Dysfunction items he endorsed are listed below with the direction of his endorsement indicated in parentheses. The endorsement percentages of different reference groups are presented in brackets following the item. The first number "N" is the percentage of the MMPI-2 normative sample who endorsed that item in the scored direction. The second number "P" is the percentage of individuals in the large job applicant sample (Pearson Assessments, 1995) who endorsed the item in the scored direction.

- 98. Item Content Omitted. (True) [N = 37%, P = 23%]
- 135. Item Content Omitted. (True) [N = 32%, P = 17%]
- 339. Item Content Omitted. (True) [N = 37%, P = 27%]
- 364. Item Content Omitted. (True) [N = 14%, P = 6%]
- 394. Item Content Omitted. (True) [N = 19%, P = 5%]
- 409. Item Content Omitted. (True) [N = 39%, P = 24%]
- 428. Item Content Omitted. (True) [N = 57%, P = 39%]
- 445. Item Content Omitted. (True) [N = 39%, P = 24%]
- 491. Item Content Omitted. (True) [N = 11%, P = 5%]
- 505. Item Content Omitted. (True) [N = 11%, P = 3%]
- 509. Item Content Omitted. (True) [N = 25%, P = 19%]
- 545. Item Content Omitted. (True) [N = 37%, P = 18%]
- 559. Item Content Omitted. (True) [N = 15%, P = 9%]



Special Note:

The content of the test items is included in the actual reports. To protect the integrity of the test, the item content does not appear in this sample report.

OMITTED ITEMS

The client omitted the following items. It may be helpful to discuss these omissions with him to determine the reason for noncompliance with the test instructions.

- 266. Item Content Omitted.
- 371. Item Content Omitted.
- 406. Item Content Omitted.
- 487. Item Content Omitted.
- 488. Item Content Omitted.
- 553. Item Content Omitted.



Special Note:

The content of the test items is included in the actual reports. To protect the integrity of the test, the item content does not appear in this sample report.

End of Report

NOTE: This MMPI-2 report can serve as a useful guide for employment decisions in which personality adjustment is considered important for success on the job. The decision rules on which these classifications are based were developed through a review of the empirical literature on the MMPI and MMPI-2 with normal-range individuals (including job applicants) and the author's practical experience using the test in employee selection. The report can assist psychologists and physicians involved in personnel selection by providing an "outside opinion" about the applicant's adjustment. The MMPI-2 should NOT be used as the sole means of determining the applicant's suitability for employment. The information in this report should be used by qualified test interpretation specialists only.

This and previous pages of this report contain trade secrets and are not to be released in response to requests under HIPAA (or any other data disclosure law that exempts trade secret information from release). Further, release in response to litigation discovery demands should be made only in accordance with your profession's ethical guidelines and under an appropriate protective order.
