

SAMPLE REPORT



Case Description: Mr. J – Score Report

Mr. J is a 44-year-old divorced man assessed at intake for services at a community mental health center following a brief stay at a crisis stabilization unit. Mr. J was taken to the stabilization unit by law enforcement personnel after a serious suicide attempt involving vehicular carbon monoxide poisoning. He had been involved in very contentious divorce- and child custody-related proceedings for two years prior to this attempt. In addition to having a conflictual relationship with his ex-wife, Mr. J was estranged from his two teenage children, and he had minimal sources of social support. His only prior contact with a mental health professional involved a child custody evaluation conducted two years prior to the current assessment. Mr. J's ex-wife was granted full custody minus planned bi-weekly visitations with Mr. J.

The worker who conducted Mr. J's intake interview described him as depressed, despondent, tearful, and withdrawn. He was characterized as speaking in a monotone and giving laconic responses to questions he was asked. He was fully oriented and showed no signs of thought disturbance. No significant history of acting out behavior was elicited. Mr. J acknowledged continuing suicidal ideation but denied current intent. He was diagnosed with a Major Depressive Disorder, Severe with Melancholic Features and accepted for treatment in an intensive outpatient program.

Case descriptions do not accompany MMPI-3 reports, but are provided here as background information. The following report was generated from Q-global™, Pearson's web-based scoring and reporting application, using Mr. J's responses to the MMPI-3. Additional MMPI-3 sample reports, product offerings, training opportunities, and resources can be found at PearsonAssessments.com/MMPI-3.

© 2020 Pearson Education, Inc. or its affiliates. All rights reserved. Pearson, Q-global, and Q Local are trademarks, in the US and/or other countries, of Pearson plc. MMPI is a registered trademark of the Regents of the University of Minnesota. CLINA24805-C EL 6/20



Minnesota Multiphasic Personality Inventory®-3

Score Report

MMPI®-3

Minnesota Multiphasic Personality Inventory®-3

Yossef S. Ben-Porath, PhD, & Auke Tellegen, PhD

ID Number:	Mr. J
Age:	44
Gender:	Male
Marital Status:	Not reported
Years of Education:	Not reported
Date Assessed:	08/01/2020

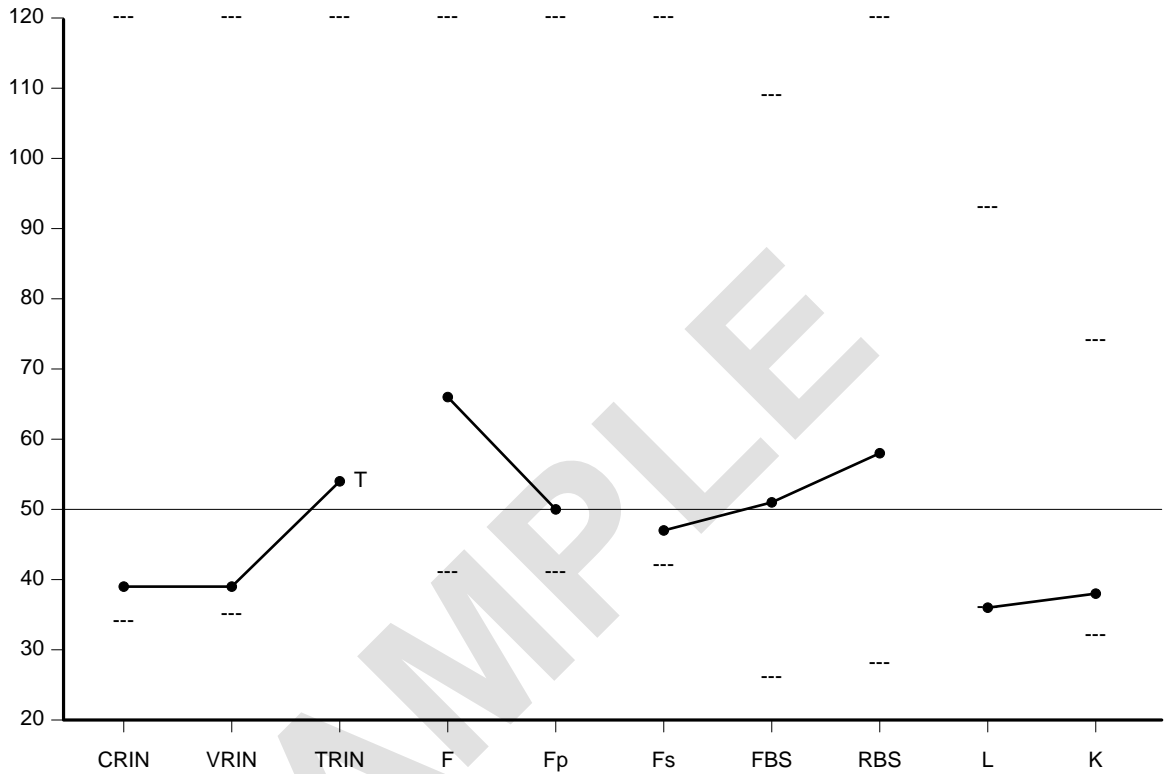
Copyright © 2020 by the Regents of the University of Minnesota. All rights reserved. Distributed exclusively under license from the University of Minnesota by NCS Pearson, Inc. Portions reproduced from the MMPI-3 test booklet. Copyright © 2020 by the Regents of the University of Minnesota. All rights reserved. Portions excerpted from the *MMPI-3 Manual for Administration, Scoring, and Interpretation*. Copyright © 2020 by the Regents of the University of Minnesota. All rights reserved. Portions excerpted from the *MMPI-3 Technical Manual*. Copyright © 2020 by the Regents of the University of Minnesota. All rights reserved. Used by permission of the University of Minnesota Press.

Minnesota Multiphasic Personality Inventory and **MMPI** are registered trademarks of the University of Minnesota. **Pearson** is a trademark in the U.S. and/or other countries of Pearson Education, Inc., or its affiliate(s).

This report contains copyrighted material and trade secrets. Qualified licensees may excerpt portions of this output report, limited to the minimum text necessary to accurately describe their significant core conclusions, for incorporation into a written evaluation of the examinee, in accordance with their profession's citation standards, if any. No adaptations, translations, modifications, or special versions may be made of this report without prior written permission from the University of Minnesota Press.

[1.0 / RE1 / QG1]

MMPI-3 Validity Scales



Raw Score:	2	1	14	8	1	1	9	8	0	2
T Score:	39	39	54	66	50	47	51	58	36	38
Response %:	100	91	93	89	100	100	97	96	93	100
Cannot Say (Raw):	13									

The highest and lowest T scores possible on each scale are indicated by a "---"; MMPI-3 T scores are non-gendered.

CRIN	Combined Response Inconsistency	F	Infrequent Responses	L	Uncommon Virtues
VRIN	Variable Response Inconsistency	Fp	Infrequent Psychopathology Responses	K	Adjustment Validity
TRIN	True Response Inconsistency	Fs	Infrequent Somatic Responses		
		FBS	Symptom Validity Scale		
		RBS	Response Bias Scale		

MMPI-3 Higher-Order (H-O) and Restructured Clinical (RC) Scales

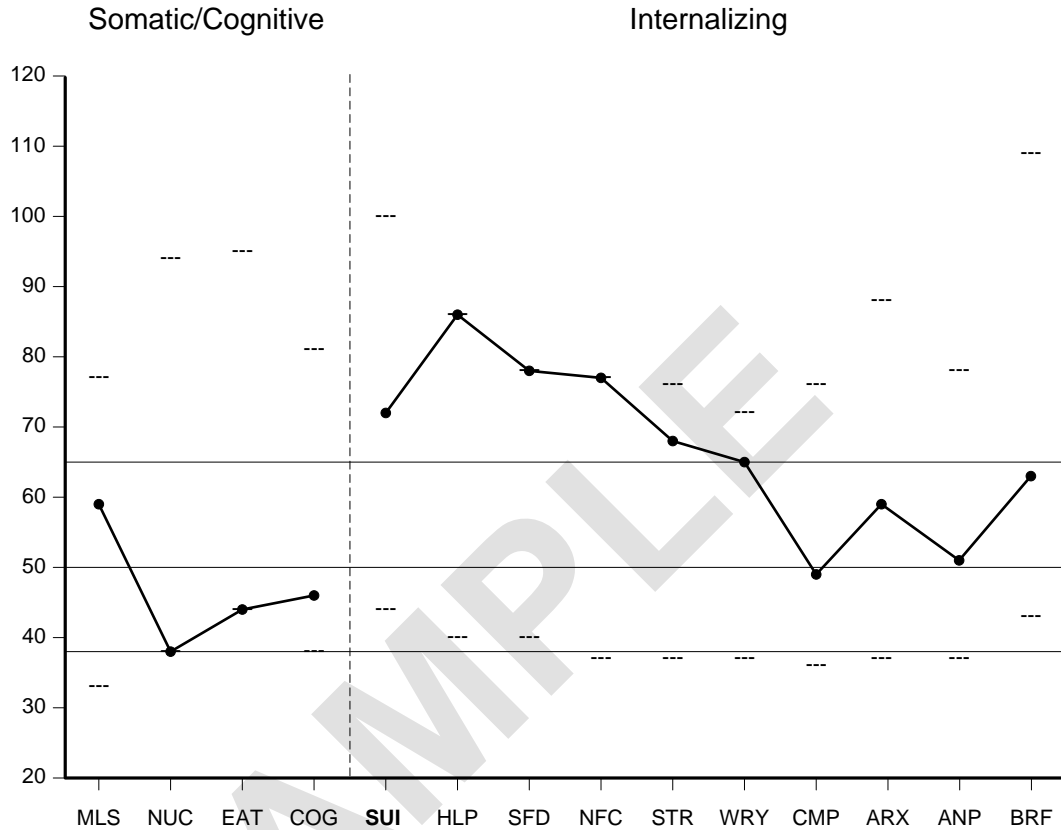


	EID	THD	BXD	RCd	RC1	RC2	RC4	RC6	RC7	RC8	RC9
Raw Score:	34	2	4	17	2	10	6	1	10	1	1
T Score:	80	49	44	80	46	75	55	50	55	44	36
Response %:	95	100	100	100	100	93	100	93	100	100	100

The highest and lowest T scores possible on each scale are indicated by a "---"; MMPI-3 T scores are non-gendered.

EID	Emotional/Internalizing Dysfunction	RCd	Demoralization	RC6	Ideas of Persecution
THD	Thought Dysfunction	RC1	Somatic Complaints	RC7	Dysfunctional Negative Emotions
BXD	Behavioral/Externalizing Dysfunction	RC2	Low Positive Emotions	RC8	Aberrant Experiences
		RC4	Antisocial Behavior	RC9	Hypomanic Activation

MMPI-3 Somatic/Cognitive Dysfunction and Internalizing Scales

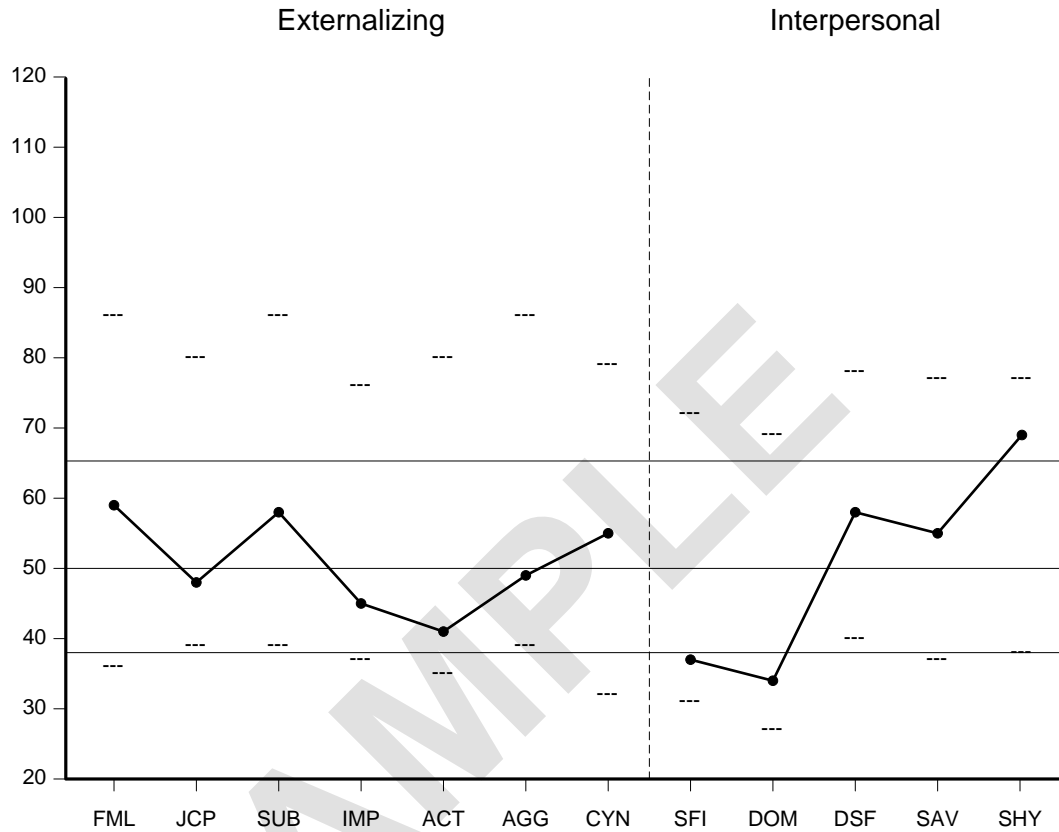


Raw Score:	5	0	0	1	3	7	7	9	5	6	3	7	3	2
T Score:	59	38	44	46	72	86	78	77	68	65	49	59	51	63
Response %:	100	100	100	100	100	100	100	100	100	100	88	100	92	100

The highest and lowest T scores possible on each scale are indicated by a "---"; MMPI-3 T scores are non-gendered.

MLS	Malaise	SUI	Suicidal/Death Ideation	WRY	Worry
NUC	Neurological Complaints	HLP	Helplessness/Hopelessness	CMP	Compulsivity
EAT	Eating Concerns	SFD	Self-Doubt	ARX	Anxiety-Related Experiences
COG	Cognitive Complaints	NFC	Inefficacy	ANP	Anger Proneness
		STR	Stress	BRF	Behavior-Restricting Fears

MMPI-3 Externalizing and Interpersonal Scales

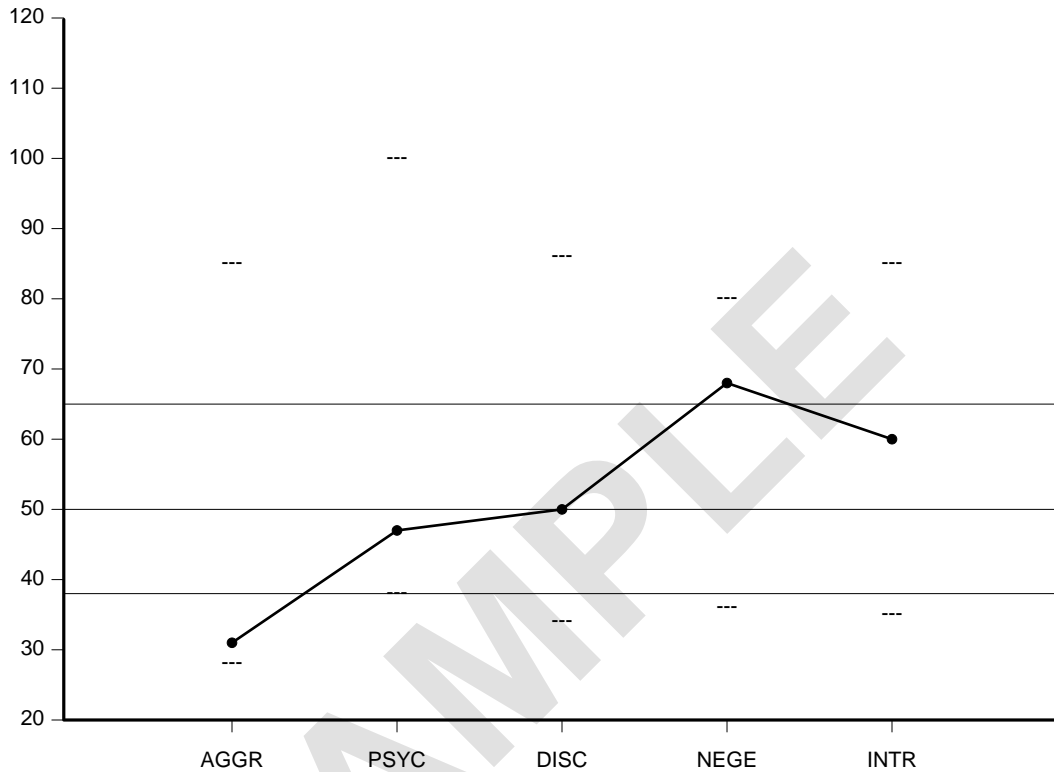


Raw Score:	5	1	4	1	1	1	9	1	1	4	5	6
T Score:	59	48	58	45	41	49	55	37	34	58	55	69
Response %:	80	100	100	100	100	100	100	100	89	57	78	100

The highest and lowest T scores possible on each scale are indicated by a "---"; MMPI-3 T scores are non-gendered.

FML	Family Problems	ACT	Activation	SFI	Self-Importance
JCP	Juvenile Conduct Problems	AGG	Aggression	DOM	Dominance
SUB	Substance Abuse	CYN	Cynicism	DSF	Disaffiliativeness
IMP	Impulsivity			SAV	Social Avoidance
				SHY	Shyness

MMPI-3 PSY-5 Scales



Raw Score:	1	1	5	12	8
T Score:	31	47	50	68	60
Response %:	93	100	100	93	86

The highest and lowest T scores possible on each scale are indicated by a "---"; MMPI-3 T scores are non-gendered.

AGGR Aggressiveness
 PSYC Psychoticism
 DISC Disconstraint
 NEGE Negative Emotionality/Neuroticism
 INTR Introversiion/Low Positive Emotionality

MMPI-3 T SCORES (BY DOMAIN)

PROTOCOL VALIDITY

Content Non-Responsiveness	13	39	39	54 T		
	CNS	CRIN	VRIN	TRIN		
Over-Reporting	66*	50		47	51	58
	F	Fp		Fs	FBS	RBS
Under-Reporting	36	38				
	L	K				

SUBSTANTIVE SCALES

Somatic/Cognitive Dysfunction	46	59	38	44	46			
	RC1	MLS	NUC	EAT	COG			
Emotional Dysfunction	80	80	72	86	78	77		
	EID	RCd	SUI	HLP	SFD	NFC		
		75	60*					
		RC2	INTR					
		55	68	65	49*	59	51	63
		RC7	STR	WRY	CMP	ARX	ANP	BRF
								68
								NEGE
Thought Dysfunction	49	50						
	THD	RC6						
		44						
		RC8						
		47						
		PSYC						
Behavioral Dysfunction	44	55	59*	48	58			
	BXD	RC4	FML	JCP	SUB			
		36	45	41	49	55		
		RC9	IMP	ACT	AGG	CYN		
		50						
		DISC						
Interpersonal Functioning	37	34*	31	58*	55*	69		
		SFI	DOM	AGGR	DSF	SAV	SHY	

*The test taker provided scorable responses to less than 90% of the items scored on this scale. See the relevant profile page for the specific percentage.

Note. This information is provided to facilitate interpretation following the recommended structure for MMPI-3 interpretation in Chapter 5 of the *MMPI-3 Manual for Administration, Scoring, and Interpretation*, which provides details in the text and an outline in Table 5-1.

ITEM-LEVEL INFORMATION

Unscorable Responses

Following is a list of items to which the test taker did not provide scorable responses. Unanswered or double answered (both True and False) items are unscorable. The scale(s) on which the items appear are in parentheses following the item content.

Item number and content omitted. (VRIN, SAV, INTR)
 Item number and content omitted. (CMP)
 Item number and content omitted. (TRIN, F, DSF)
 Item number and content omitted. (TRIN, F, FML)
 Item number and content omitted. (VRIN, DSF)
 Item number and content omitted. (FBS)
 Item number and content omitted. (DOM, AGGR)
 Item number and content omitted. (EID, RC2, SAV, INTR)
 Item number and content omitted. (RBS, L)
 Item number and content omitted. (F, FML)
 Item number and content omitted. (VRIN, DSF)
 Item number and content omitted. (VRIN, EID, ANP, NEGE)
 Item number and content omitted. (F, RC6)

Note

Item numbers and content are included in the actual reports. To protect test security, the item details do not appear in this sample report.

Critical Responses

Seven MMPI-3 scales—Suicidal/Death Ideation (SUI), Helplessness/Hopelessness (HLP), Anxiety-Related Experiences (ARX), Ideas of Persecution (RC6), Aberrant Experiences (RC8), Substance Abuse (SUB), and Aggression (AGG)—have been designated by the test authors as having critical item content that may require immediate attention and follow-up. Items answered by the individual in the keyed direction (True or False) on a critical scale are listed below if his T score on that scale is 65 or higher. However, any item answered in the keyed direction on SUI is listed. The percentage of the MMPI-3 normative sample that answered each item in the keyed direction is provided in parentheses following the item content.

Suicidal/Death Ideation (SUI, T Score = 72)

Item number and content omitted. (True, 22.2%)
 Item number and content omitted. (True, 8.1%)
 Item number and content omitted. (True, 2.5%)

Helplessness/Hopelessness (HLP, T Score = 86)

Item number and content omitted. (True, 10.9%)
 Item number and content omitted. (True, 8.7%)
 Item number and content omitted. (True, 12.3%)
 Item number and content omitted. (True, 4.6%)
 Item number and content omitted. (True, 45.4%)
 Item number and content omitted. (False, 22.0%)
 Item number and content omitted. (True, 8.4%)

User-Designated Item-Level Information

The following item-level information is based on the report user's selection of additional scales, and/or of lower cutoffs for the critical scales from the previous section. Items answered by the test taker in the keyed direction (True or False) on a selected scale are listed below if his T score on that scale is at the user-designated cutoff score or higher. The percentage of the MMPI-3 normative sample that answered each item in the keyed direction is provided in parentheses following the item content.

Demoralization (RCd, T Score = 80)

- Item number and content omitted. (True, 11.3%)
- Item number and content omitted. (True, 44.5%)
- Item number and content omitted. (True, 14.9%)
- Item number and content omitted. (True, 29.4%)
- Item number and content omitted. (True, 41.0%)
- Item number and content omitted. (False, 15.7%)
- Item number and content omitted. (True, 35.3%)
- Item number and content omitted. (True, 23.9%)
- Item number and content omitted. (True, 21.9%)
- Item number and content omitted. (True, 21.5%)
- Item number and content omitted. (True, 58.0%)
- Item number and content omitted. (True, 27.8%)
- Item number and content omitted. (False, 46.0%)
- Item number and content omitted. (True, 28.7%)
- Item number and content omitted. (True, 25.7%)
- Item number and content omitted. (True, 32.0%)
- Item number and content omitted. (True, 22.0%)

Note

Item numbers and content are included in the actual reports. To protect test security, the item details do not appear in this sample report.

Low Positive Emotions (RC2, T Score = 75)

- Item number and content omitted. (False, 17.9%)
- Item number and content omitted. (False, 27.2%)
- Item number and content omitted. (False, 41.2%)
- Item number and content omitted. (False, 29.7%)
- Item number and content omitted. (True, 13.2%)
- Item number and content omitted. (False, 7.3%)
- Item number and content omitted. (False, 9.1%)
- Item number and content omitted. (False, 22.0%)
- Item number and content omitted. (False, 33.5%)
- Item number and content omitted. (False, 27.0%)

Self-Doubt (SFD, T Score = 78)

- Item number and content omitted. (True, 11.3%)
- Item number and content omitted. (True, 29.4%)
- Item number and content omitted. (True, 41.0%)
- Item number and content omitted. (True, 11.8%)
- Item number and content omitted. (True, 28.7%)
- Item number and content omitted. (True, 14.6%)
- Item number and content omitted. (True, 32.0%)

Inefficacy (NFC, T Score = 77)

- Item number and content omitted. (True, 37.7%)
- Item number and content omitted. (True, 45.2%)
- Item number and content omitted. (True, 42.3%)
- Item number and content omitted. (True, 35.3%)

Item number and content omitted. (True, 23.9%)
Item number and content omitted. (True, 25.2%)
Item number and content omitted. (True, 29.0%)
Item number and content omitted. (True, 20.9%)
Item number and content omitted. (True, 40.2%)

Note

Item numbers and content are included in the actual reports. To protect test security, the item details do not appear in this sample report.

Stress (STR, T Score = 68)

Item number and content omitted. (False, 31.7%)
Item number and content omitted. (False, 26.7%)
Item number and content omitted. (True, 30.9%)
Item number and content omitted. (True, 31.6%)
Item number and content omitted. (False, 58.8%)

Worry (WRY, T Score = 65)

Item number and content omitted. (True, 42.5%)
Item number and content omitted. (True, 26.3%)
Item number and content omitted. (True, 40.6%)
Item number and content omitted. (True, 54.0%)
Item number and content omitted. (True, 57.8%)
Item number and content omitted. (True, 50.9%)

Shyness (SHY, T Score = 69)

Item number and content omitted. (True, 27.8%)
Item number and content omitted. (True, 29.1%)
Item number and content omitted. (True, 38.0%)
Item number and content omitted. (True, 38.6%)
Item number and content omitted. (True, 52.2%)
Item number and content omitted. (False, 32.3%)

Negative Emotionality/Neuroticism (NEGE, T Score = 68)

Item number and content omitted. (True, 31.2%)
Item number and content omitted. (False, 26.7%)
Item number and content omitted. (True, 16.9%)
Item number and content omitted. (True, 26.3%)
Item number and content omitted. (True, 38.4%)
Item number and content omitted. (True, 40.6%)
Item number and content omitted. (True, 46.0%)
Item number and content omitted. (True, 26.0%)
Item number and content omitted. (True, 35.8%)
Item number and content omitted. (True, 59.1%)
Item number and content omitted. (True, 54.0%)
Item number and content omitted. (True, 50.9%)

End of Report